

Component Housings

Weidmuller DK 4 and DKT 4 modular terminals are suitable for the installation of electronic components with a maximum diameter or width of 4.5 mm. Four independent clamping yoke screw connections are available for this purpose. A snap-on contour frame expands the installation space in the DK 4 by 6 mm. Depending on type, these modular terminals are suitable for mounting on TS 32, TS 35 x 7.5 or TS 35 x 15 mounting rails according to European Standards EN 50035 and EN 50022.

Weidmuller WDK 2.5 modular terminals are suitable for the installation of electronic components with a maximum width of 4 mm. Up to four independent clamping yoke screw connections or four 6.3 x 0.8 tab connections are available for this purpose. These modular terminals are suitable for mounting on TS 35 x 7.5 or TS 35 x 15 mounting rails.

Weidmuller EG 1 housings have four screw connections and, as accessories, up to four 0.8 x 2.8 or 0.8 x 4.8 mm solder/tab connections on a width of 18 mm. The screw clamp busbar ends with a solder ring inside the housing. Two end plates seal the module. Depending on type, the modules are mounted on TS 32, TS 35 x 7.5 or TS 35 x 15 mounting rails.

Weidmuller EG 2 housings — The external shape of these housings corresponds to Type EG 1. Four screw connections or up to eight 0.8 x 6.3 mm / 0.8 x 2.8 mm tab connectors are connected with a printed circuit board in the housing. They can be mounted on TS 32, TS 35 x 7.5 or TS 35 x 15 mounting rails.

Weidmuller EG 3 housings provide six screw connections or twelve 0.8 x 6.3 mm / 0.8 x 2.8 mm tab connections on a width of 22.5 mm. As an accessory, Weidmuller offers a speed printed circuit board with a 2.54 mm hole pitch or fully copper-coated. The engageable combination foot allows the terminals to be mounted on TS 32, TS 35 x 7.5 or TS 35 x 15 mounting rails. The MPL mounting plate is used to mount the housing directly (without mounting rail). Due to the sliding foot construction, the EG 3 can be turned through 180° in all types of assembly (e.g. exchanging input and output).

Weidmuller EG 4 housing, like Type EG 3, offers a width of 22.5 mm. However, the greater installation depth (75 mm) and height (109 mm) allow the installation of more complex circuit configurations. The installed circuit can be connected via six screw connections.

The engageable combination foot allows the terminals to be mounted on TS 32, TS 35 x 7.5 or TS 35 x 15 mounting rails. Due to the sliding foot construction, the EG 4 can be slid 6 mm forwards or backwards on the engaging foot and can be turned through 180° (e.g. exchanging input and output).

Weidmuller EG 5 housings — The external dimensions of these housings correspond to Type EG 4. The EG 5 has twelve screw connections which can be wired with solder lugs inside the housing. The engageable combination foot allows the terminals to be mounted on TS 32, TS 35 x 7.5 or TS 35 x 15 mounting rails. Due to the sliding foot construction, the EG 4 can be slid 6 mm forwards or backwards on the engaging foot and can be turned through 180° (e.g. exchanging input and output).




Weidmuller RS 70 individual parts for rail mounting — The end sections can be engaged to form units up to 20 mm wide. Any desired intermediate spacers or feet can be connected between two side pieces (fixing feet) at intervals of 5 mm. In this way, a carrier module is constructed for a printed circuit board on which various components can be soldered. The module snaps onto TS 32, TS 35 x 7.5 or TS 35 x 15 mounting rails.

Weidmuller rail-mounted profiles — The RS 45, RS 80 and RS 100 profiles are available as 2 m long strips. The extruded profiles can be easily cut to any length with a saw. In this way, a carrier module is constructed for a printed circuit board on which various components can be soldered. The fixing feet can be slid into these profiles for mounting on TS 32, TS 35 x 7.5 or TS 35 x 15 mounting rails. The sliding foot construction of the RS 80 also allows the fixing foot to be turned through 180°.


The Wavebox is characterized by:

- Optimal width for any application (12.5 mm, 17.5 mm, 22.5 mm, 45 mm)
- Large component assembly
- UL94 Flammability class V2
- No tools required for assembly
- Plug-in printed circuit board
- Plug-in cross-connection via ZQV 2.5 N
- Hinged, transparent cover
- BLZ 5.08 screw/plug and socket connector
- BLZF 5.08 optional tension clamp/plug and socket connector
- Marking option with WS tags
- Suitable for snap-fitting on TS 35


Modular Terminals

Dimensions		
Terminal width (+ 0.2 assembly tolerance)		
Insulation stripping length		
Connection Data		
Screw connection, solid strand		
Screw connection, flexible strand		
Conductor cross-section		
VDE rated Data		
Rated wire size		
Rated voltage		
Rated current		
Power loss		
Connection diagram		
Ordering Data		
Modular terminal used to widen component area	For TS 32 	Type Part No.
Contour frame used to widen component area (6 mm width)	For TS 32 	Type Part No.
	For TS 35 	Type Part No.
Accessories		
Mounting rail (2 m long)		
End bracket (thickness mm)		For TS 32 For TS 35
End plate (thickness mm)		
Small partition		
Socket for test plug		
Test plug (pin diameter)		
Jumpers (preassembled)		2-pole 3-pole 4-pole 10-pole
Switchable jumper bracket		
Connection sleeve		
Screw		
Cover plate (4 terminals)		
Screw (plastic)		
Jumper bridge		

DK 4



DKT 4



WDK 2.5



WDK 2.5 F



WDK 2.5 FF



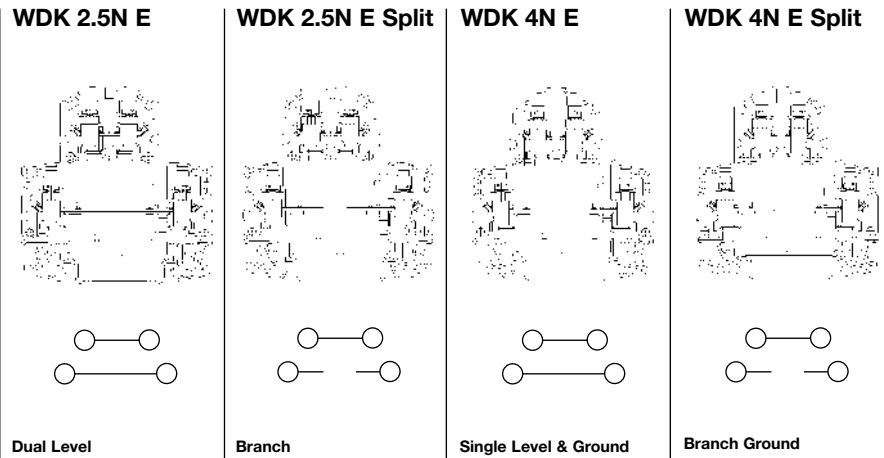
6 mm	6 mm	5 mm	5 mm	5 mm	5 mm
9 mm	9 mm	10 mm	10 mm	10 mm	-
0.5...4 mm ²	0.5...4 mm ²	0.5...4 mm ²	0.5...4 mm ²	0.5...4 mm ²	
0.5...4 mm ²	0.5...4 mm ²	0.5...2.5 mm ²	0.5...2.5 mm ²	0.5...2.5 mm ²	
AWG #22...12	AWG #22...17	AWG #26...4	AWG #26...4	AWG #26...4	
4 mm ²	4 mm ²	2.5 mm ²	2.5 mm ²	1 mm ²	
380 VAC	380 VAC	380 VAC	380 VAC	380 VAC	
10 A	10 A	26 A	12 A (2 x 6A)	12 A (2 x 6 A)	
0.5 W	0.5 W	0.5 W	0.5 W	0.5 W	
DK 4 PA 204988	DK 4 PA 111546	DKT 4 PA 68736	DKT 4 PA 111566		
DK 4/35 PA 202684	DK 4/35 PA 111556	DKT 4 /35PA 68746	DKT 4/35 PA 111576	WDK 2.5 102320	WDK 2.5 102310
DK 4 RA 69096	DK 4 RA 69096			WDK 2.5 F 102160	WDK 2.5 FF 102170
DK 4 RA/35 69106	DK 4 RA/35 69106				
Type	Part No.	Type	Part No.	Type	Part No.
TS 32	12280	TS 32	12280	TS 35 x 7.5	38340
TS 35 x 7.5	38340	TS 35 x 7.5	38340	Slotted	51450
TS 35 x 15	49800	TS 35 x 15	49800	TS 35 x 15	49800
EWK 1 (8.5)	20616	EWK 1 (8.5)	20616	TS 35 x 15	49800
EW 35 (8.5)	38356	EW 35 (8.5)	38356	TS 35 x 15	49800
AP PA (1.5)	35926	AP PA (1.5)	68756	TS 35 x 15	49800
TSch 4	36336	TSch 4	36336	WAP	105910
StB 8.5	21570			WAP	105910
PS (ø 2.3)	18040				
Q 2	33640			WQV 2.5	105366
Q 3	33650			WQV 2.5	105376
Q 4	33660			WQV 2.5	105386
Q 10	36860			WQV 2.5	105446
VL 2	44670			WQV 2.5	105446
VH 10	44660				
BS M 2.5 x 14	26680				
AD 4	30340				
BSK M 2.5 x 18	30330				
QB 2*	48270	QB 2*	48270		
QB 3*	48280	QB 3*	48280		
QB 4*	48290	QB 4*	48290		
QB 75 bare*	52640	QB 75 blank*	52640		
Insulation prof.	52670	Insulation prof.	52670		

*When using QB: conductor connection = max. 2.5 mm²

APPLICATION SPECIFIC
SIGNAL INTERFACE

W-Series

WDK...N for electronic components



Available Options	Version	Part No.	Part No.	Part No.	Part No.
	Wemid	1041630000	1041640000	1041930000	1041940000
Dimensions					
Width/length/height mm (in.)	with TS 35 x 7.5	5/60/62 (0.20/2.36/2.44)	5/60/62 (0.20/2.36/2.44)	6/60/64 (0.24/2.36/2.52)	6/60/64 (0.24/2.36/2.52)
Insulation stripping length		8 (.31)	8 (.31)	8 (.31)	8 (.31)
Technical Data					
Rated voltage / rated current / wire size (AWG)	UL	300 V / 10 A / #22...12	300 V / 10 A / #22...12	300 V / 10 A / 22...10	300 V / 10 A / 22...10
	CSA	300 V / 20 A / #26...12	300 V / 20 A / #26...12	300 V / 20 A / 26...10	300 V / 20 A / 26...10
	VDE	- / - / 2.5 mm ²	- / - / 2.5 mm ²	- / - / 4 mm ²	- / - / 4 mm ²
Torque	Nm (lb. in.)	0.51 (4.5)	0.51 (4.5)	1 (9.0)	1 (9.0)
Clamping Screw	M	2.5	2.5	3	3
End plate/partition					
	(Thickness 1.5 mm)	Wemid	WAP 1084000000	WAP 1084000000	WAP 1084000000
		Blue Wemid	WAP 1084080000	WAP 1084080000	WAP 1084080000
	(Thickness 3.0 mm)	Wemid	WAP 105880	WAP 105880	WAP 105880
Jumpers					
	2-pole	ZQV 2.5N/2	169380	ZQV 2.5N/2	169380
	3-pole	ZQV 2.5N/3	169381	ZQV 2.5N/3	169381
	4-pole	ZQV 2.5N/4	169382	ZQV 2.5N/4	169382
	10-pole	ZQV 2.5N/10	169388	ZQV 2.5N/10	169388
	2-pole			ZQV 4N/2	1758250000
	3-pole			ZQV 4N/3	1762630000
	4-pole			ZQV 4N/4	1762620000
	10-pole			ZQV 4N/10	1758260000
	LS2.8	105640	LS2.8	105640	LS2.8
	WQB B/24	157906	WQB B/24	157906	WQB B/24
				QB 75	052670
				QB 75	052670
Tools					
	Screwdriver	SD	903701	SD	903701
Marking tags					
	Print				
	Consecutive horizontal	DEK 5/5	473460001	DEK 5/5	473460001
	Consecutive vertical	DEK 5/5	473560001	DEK 5/5	473560001

Note: Part numbers shown are for a single card of pre-printed tags numbered 1-50.