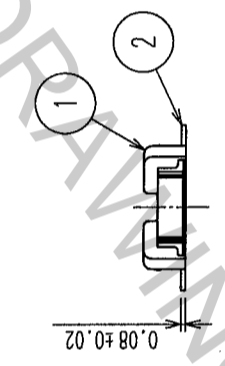
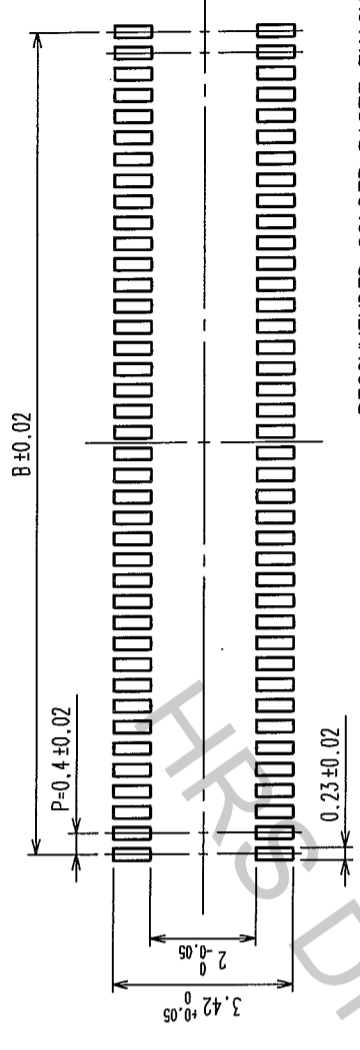
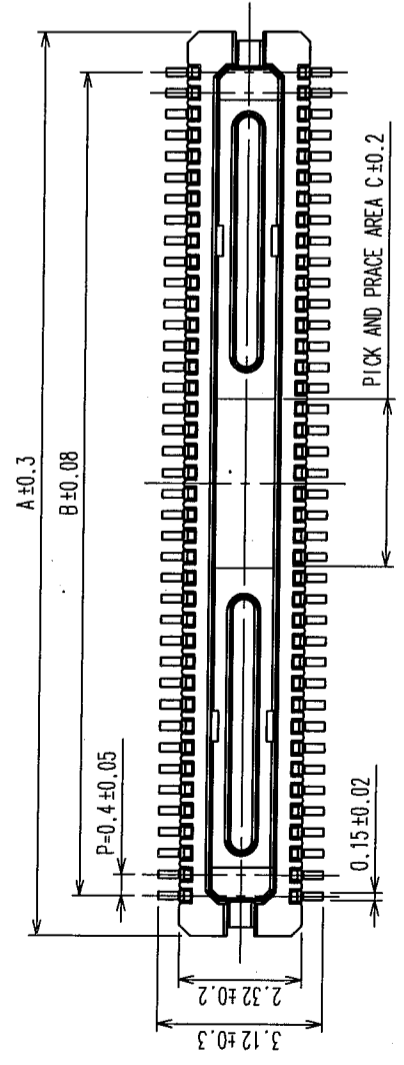
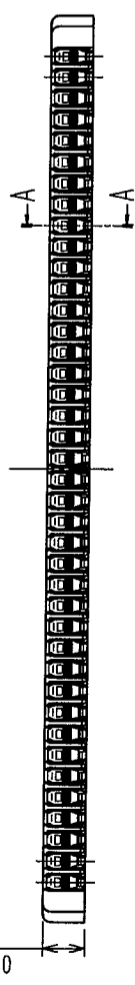


COUNT	DESCRIPTION OF REVISIONS	BY	CHKD	DATE	COUNT	DESCRIPTION OF REVISIONS	BY	CHKD	DATE
△					△				
△					△				
△					△				

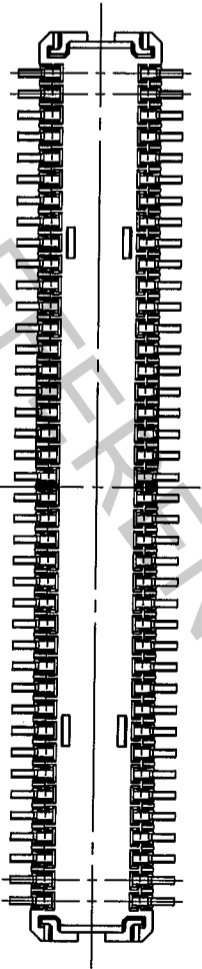


RECOMMENDED SOLDER PASTE: THICKNESS 120 μm

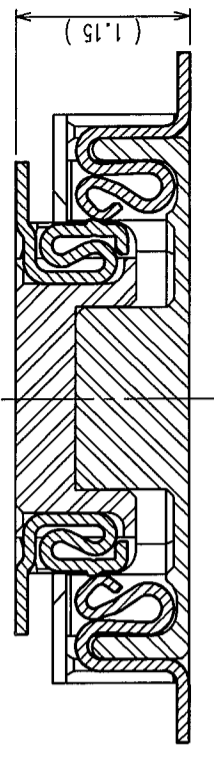
RECOMMENDED METAL MASK OPENING DIMENSIONS FOR LEAD PAD (20:1)



A-A(20:1)



ENGAGEMENT FIGURE(20:1)



- NOTE 1. ALL LEADS CO-PLANARITY SHALL BE 0.1 MAX.
 2. PER REEL : 1000 CONNECTORS.
 3. AT THE BEGINNING OF THE REEL, 100 mm AT MIN SHALL BE EMPTY POCKETS.
 AT THE END OF THE REEL, 160 mm AT MIN SHALL BE EMPTY POCKETS.
 4. NO CAVITY ON THE CONNECTORS LESS THAN 24 POS.
 5. CONTACT PLATING SPECIFICATIONS.

CONTACT AREA : GOLD 0.05 μm MIN.
 SMT LEAD : GOLD 0.02 μm MIN.
 UNDERPLATING : NICKEL 1 μm MIN.
 (SURFACE : SEALING)

PART NO.	CODE NO.	A	B	C
DF30CJ-800P-0.4V(82)	CL684-1156-8-82	17.14	15.6	3.2
DF30CJ-700P-0.4V(82)	CL684-1155-5-82	15.14	13.6	2.8
DF30CJ-600P-0.4V(82)	CL684-1154-2-82	13.14	11.6	2.4
DF30CJ-500P-0.4V(82)	CL684-1153-0-82	11.14	9.6	2
DF30CJ-400P-0.4V(82)	CL684-1152-7-82	9.14	7.6	1.6
DF30CJ-340P-0.4V(82)	CL684-1151-4-82	7.94	6.4	1.36
DF30CJ-300P-0.4V(82)	CL684-1150-1-82	7.14	5.6	1.2
DF30CJ-240P-0.4V(82)	CL684-1149-2-82	5.94	4.4	1.2
DF30CJ-220P-0.4V(82)	CL684-1148-0-82	5.54	4.0	1.2
DF30CJ-200P-0.4V(82)	CL684-1147-7-82	5.14	3.6	1.2

NO.	MATERIAL	FINISH, REMARKS	NO.	MATERIAL	FINISH, REMARKS
2	PHOSPHOR BRONZE	5	PS	POLYESTER	BLACK(PLASTIC REEL)
1	LCP	UL94V-0, BLACK	4	POLYESTER	CLEAR(COVER TAPE)
			3	PS	CREAR (EMBOSSED CARRIER TAPE)

DRAWN	DESIGNED	CHECKED	APPROVED	RELEASED
F. Matsuki	A. Kobayashi	T. Miyayaki	J. Oka	
'05.03.08	'05.03.09	'05.03.09	'05.03.09	'05.03.09

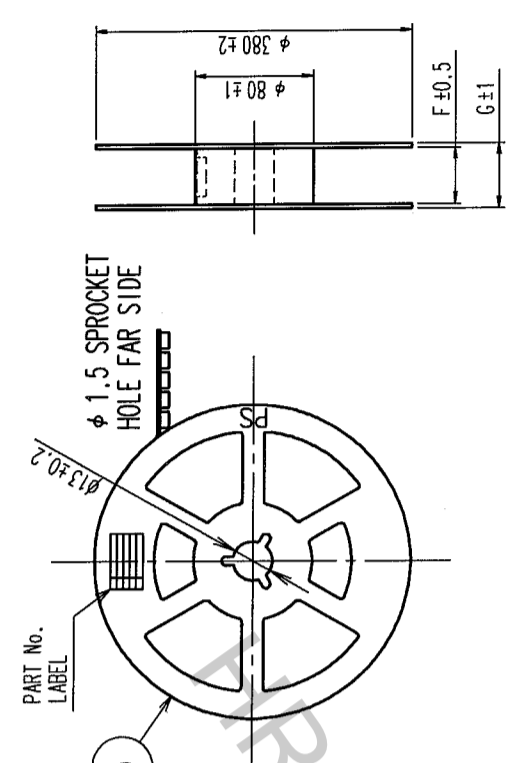
DRAWING NO.	PART NO.
EDC3-304055-01	DF30CJ-*DP-0.4V(82)

SCALE	UNITS
FREE	mm

CODE NO.
CL684-*****-82

COUNT	DESCRIPTION OF REVISIONS	BY	CHKD	DATE	COUNT	DESCRIPTION OF REVISIONS	BY	CHKD	DATE

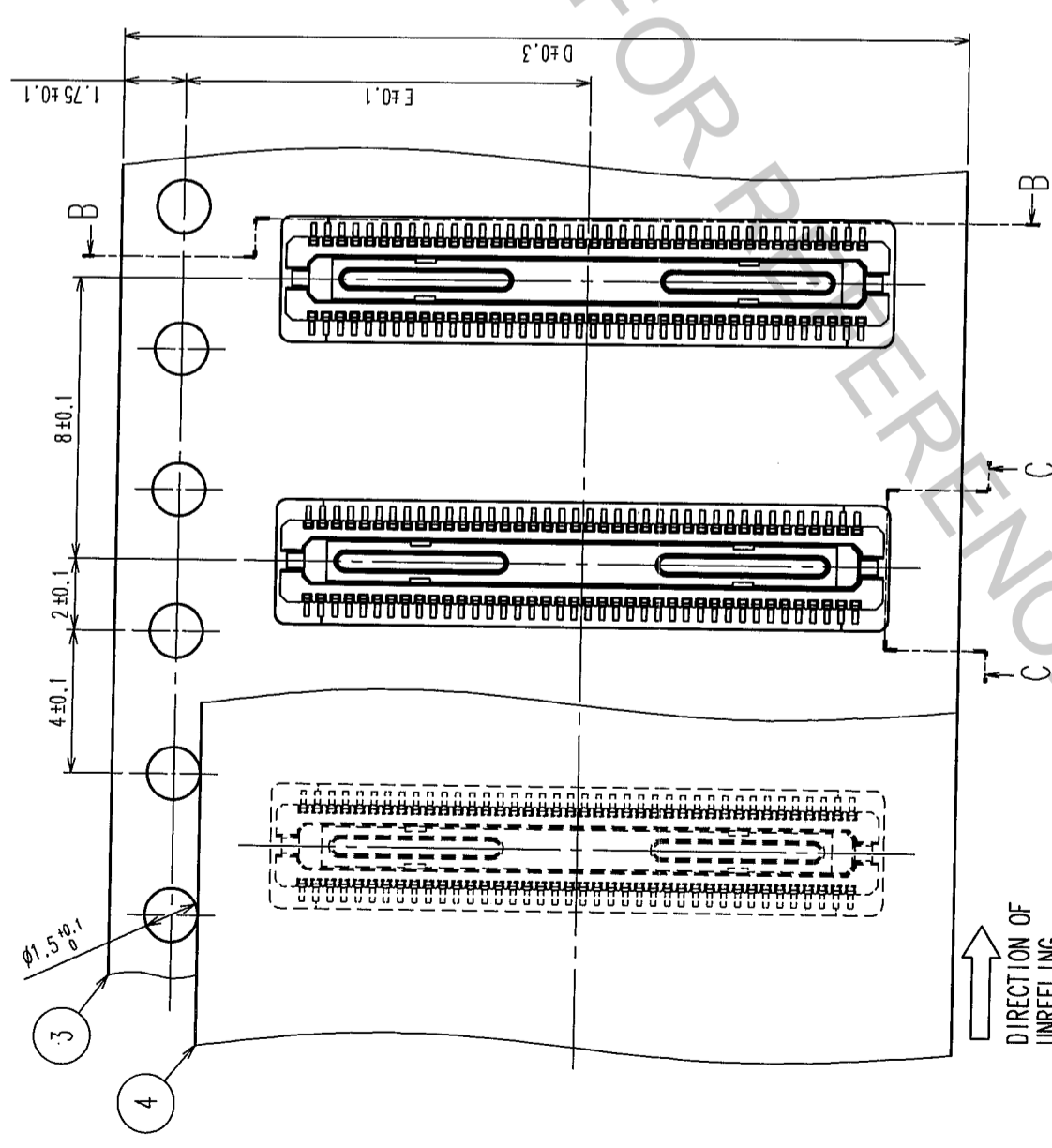
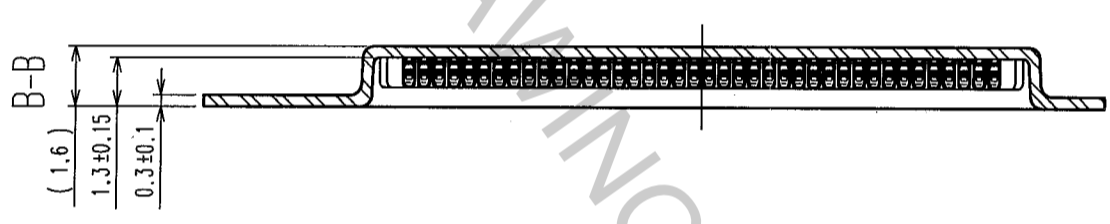
STYLE AND DIMENSION OF REEL (FREE SIZE)



DETAIL OF PART NO. LABEL

SUPPLIER	年 月 日
QUANTITY	CL684-*****-82
PART NO.	DF30CJ-***DP-0.4V(82)
CODE NO.	1000個
DATE OF MANUFACTURE	ヒロセ電機(株)

PART No.	CODE No.	D	E	F	G
DF30CJ-80DP-0.4V(82)	CL684-1156-8-82	24	11.5	25.5	29.5
DF30CJ-70DP-0.4V(82)	CL684-1155-5-82	24	11.5	25.5	29.5
DF30CJ-60DP-0.4V(82)	CL684-1154-2-82	24	11.5	25.5	29.5
DF30CJ-50DP-0.4V(82)	CL684-1153-0-82	24	11.5	25.5	29.5
DF30CJ-40DP-0.4V(82)	CL684-1152-7-82	16	7.5	17.5	21.5
DF30CJ-34DP-0.4V(82)	CL684-1151-4-82	16	7.5	17.5	21.5
DF30CJ-30DP-0.4V(82)	CL684-1150-1-82	16	7.5	17.5	21.5
DF30CJ-24DP-0.4V(82)	CL684-1149-2-82	16	7.5	17.5	21.5
DF30CJ-22DP-0.4V(82)	CL684-1148-0-82	16	7.5	17.5	21.5
DF30CJ-20DP-0.4V(82)	CL684-1147-7-82	16	7.5	17.5	21.5



DIRECTION OF UNREELING

CODE NO. (OLD)	DRAWN	DESIGNED	CHECKED	APPROVED	RELEASED
	F. Matsuki	A. Takahashi	T. Miyazaki	J. Oae	
	'05.03.08	'05.03.08	'05.03.09	'05.03.09	
DRAWING NO.	PART NO.				
EDC3-304055-01	DF30CJ-***DP-0.4V(82)				
SCALE	CODE NO.				
5 : 1	CL684-*****-82				
UNITS					
mm					

TO	