

NOTES:

1. MATERIALS AND FINISHES:

- BODY - BRASS - NICKEL PLATED
- CONTACT - BeCu - TIN PLATED
- REAR CONTACT - BRASS - TIN PLATED
- FERRULE - COPPER ALLOY - NICKEL PLATED
- INSULATOR - PTFE

2. ELECTRICAL:

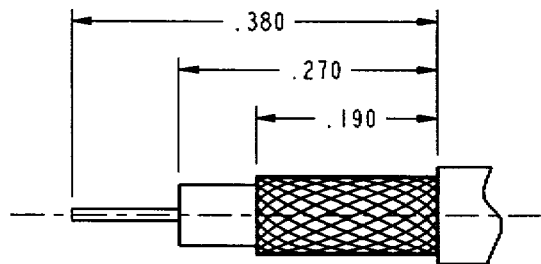
- A. IMPEDANCE = 75 OHMS, NOMINAL
- B. RETURN LOSS = 20 dB MINIMUM (DC TO 1.0 GHz)
15 dB MINIMUM (1.0 TO 3.0 GHz)

3. PHYSICAL:

- A. OPERATING TEMPERATURE = -40°F TO +140°F

4. CABLE ASSEMBLY INSTRUCTIONS:

- A. USE RG-179 TYPE CABLE.
- B. SLIP THE FERRULE OVER THE CABLE.
- C. REFER TO THE CABLE STRIPPING DIMENSIONS TO PREPARE THE CABLE.
- D. SOLDER PIN TO CENTER CONDUCTOR, PIN MUST BUTT ON DIELECTRIC.
- E. USE 0.128 HEX TOOL TO CRIMP THE FERRULE AMPHENOL DIE SET P/N 227-1221-3.

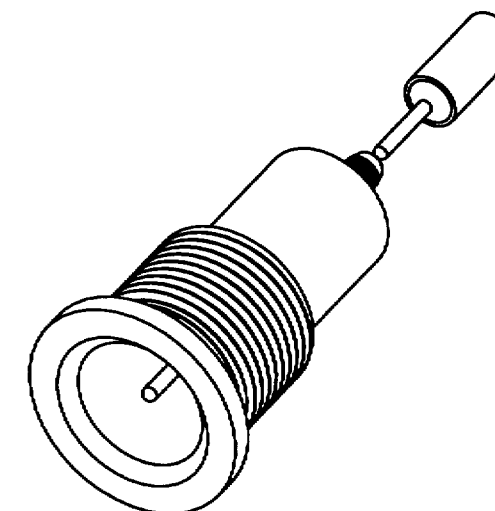


CABLE STRIPPING DIMENSIONS

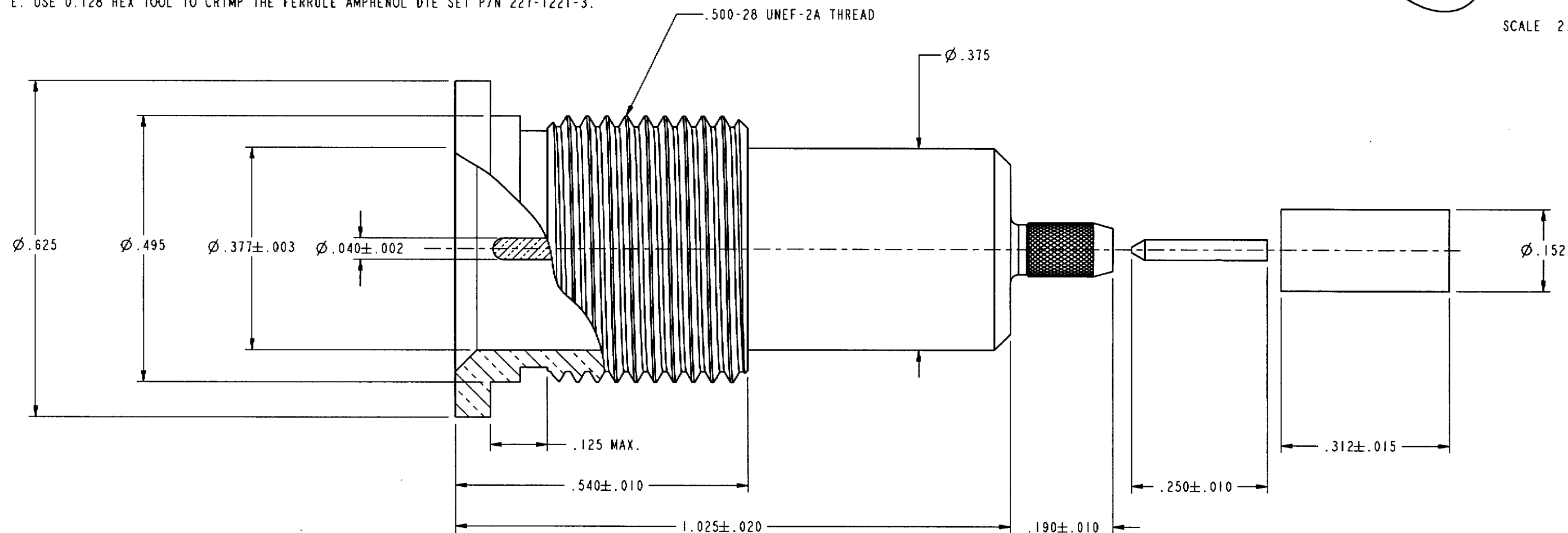
SCALE 5.000

531-40088		REVISIONS			
DRAWING NO.	REV	DESCRIPTION	DATE	ECO	APPR
THIRD ANGLE PROJ.	A	RELEASE TO MANUFACTURING	12-Oct-00	43540	BCG
	B	SEE SHEET 1	10/24/00	43568	BCG

CUSTOMER OUTLINE DRAWING
FOR REFERENCE ONLY



SCALE 2.000



UNLESS OTHERWISE SPECIFIED, DIMENSIONS ARE IN INCHES AND TOLERANCES ARE:
2 PLACE DECIMAL ±.015 (0.381 mm)
3 PLACE DECIMAL ±.005 (0.127 mm)
ANGLES ± 1°

NOTICE - These drawings, specifications, or other data (1) are, and remain the property of Amphenol Corp. (2) must be returned upon request; and (3) are confidential and not to be disclosed to any person other than those to whom they are given by Amphenol Corp. The furnishing of these drawings, specifications, or other data by Amphenol Corp., or to any other person to anyone for any purpose is not to be regarded by implication or otherwise in any manner licensing, granting rights or permitting such holder or any other person to manufacture, use or sell any product, process or design, patented or otherwise, that may in any way be related to or disclosed by said drawings, specifications, or other data.

MATERIAL

REFERENCE
SCIENTIFIC ATLANTA
616X-1039-100
EAR# 967651-0
GEN# ASSYMI_G

DRAWN
B.C. GLEISSNER

DATE
29-Sep-00

ENGINEER
B.C. GLEISSNER

DATE
29-Sep-00

APPROVED
O. BARTHELMES

DATE
06-Oct-00

CAD FILE
I:\CATV\F&G\531-40088

TITLE
'G' PLUG,
STRAIGHT, BULKHEAD
FOR RG-179

Amphenol
Amphenol Corporation
Communication and Network
Products Division
Danbury, CT U.S.A. 06810

SCALE: 5.0:1 SHEET 2 OF 2

CODE ID 74868	DWG SIZE B	DRAWING NO. 531-40088	REV B
------------------	---------------	--------------------------	----------