

Features

- Low Insertion Loss
- Low Ripple
- Excellent Rejection and Isolation

Description

Surface mount, silver (Ag) coated ceramic duplexer. Developed for use in 1770 MHz Infrastructure Applications.

Weight: TBD grams typical

Material: Filter is composed of a ceramic block plated with Ag and a shield made of Sn plated steel.

Filter complies with RoHS standards.



Electrical Specifications

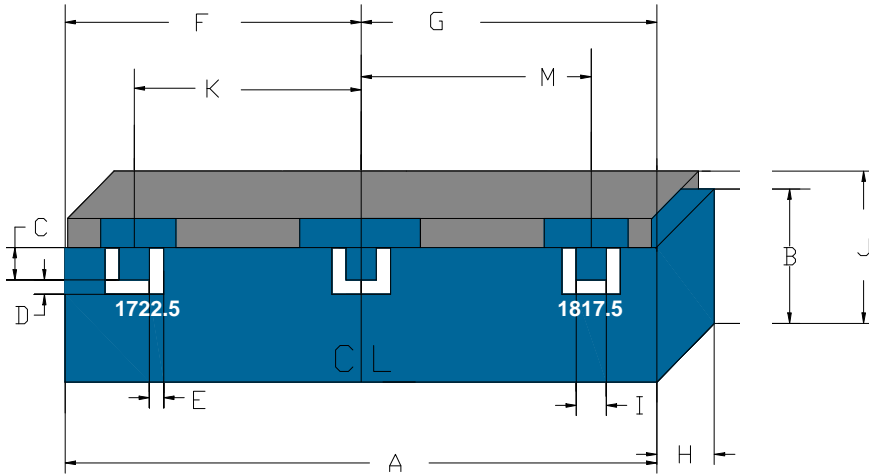
Parameter	Frequency MHz	Typical @ 25°C	Specification @ 25°C	Spec over -40°C to +85°C
Low Band Response				
Passband Iloss	1710 - 1735	-2.30	-2.40	-2.50
Passband Ripple	1710 - 1735	0.90	1.40	1.50
Passband Return Loss @ Ant	1710 - 1735	-13.00	-12.00	-12.00
Passband Return Loss @ Low Band	1710 - 1735	-13.00	-12.00	-12.00
Attenuation	1805 - 1830	-60.00	-55.00	-55.00
	3420 - 3470	-11.00	-10.00	-10.00
High Band Response				
Passband Iloss	1805 - 1830	-2.30	-2.40	-2.50
Passband Ripple	1805 - 1830	1.00	1.40	1.50
Passband Return Loss @ Ant	1805 - 1830	-13.00	-12.00	-12.00
Passband Return Loss @ High Band	1805 - 1830	-13.00	-12.00	-12.00
Attenuation	1710 - 1735	-60.00	-55.00	-55.00
	3610 - 3660	-19.00	-18.00	-18.00
Isolation				
Rejection @ Low Band	1710 - 1735	-61.00	-60.00	-60.00
Rejection @ midpoint	1736 - 1804	-51.00	-50.00	-50.00
Rejection @ High Band	1805 - 1830	-61.00	-60.00	-60.00
Power into any port		3 Watt max		

Note: Supplier shall test each filter to the critical electrical specifications of the above table. Any subsequent audits may deviate from in value due to measurement repeatability among different test systems. Such deviations shall not exceed the following limits:

Specification Allowance	
Insertion Loss	0.1 dB
Return Loss	1.0 dB
Stopbands	1.0 dB

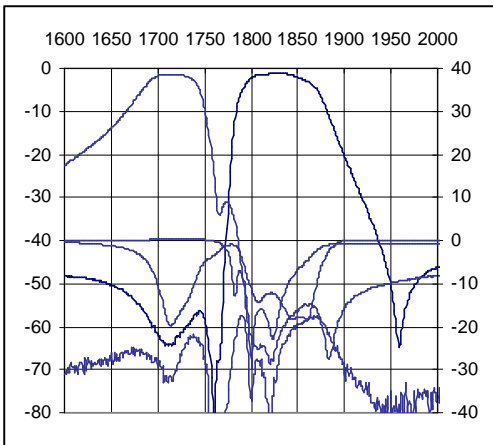
*This product is covered by one or more of the following U.S. and foreign patents including: US 4,692,726;US 4,742,562; US 4,800,348;US 4,829,274;US 5,146,193;EP 0573597;DE 0573597;FR 0573597;JP 508149/92;KR 142171;US 5,162,760;US 5,218,329;US 5,250,916;US 5,327,109;US 5,488,335;CA 2114029;FR 9306297;GB 2273393;JP 3205337;KR 115113;CN 93106228.4;US 5,512,866;EP 0706719;DE 0706719;FR 0706719;GB 0706719;CN 95190359.4;US 5,602,518;US 5,721,520;US 5,745,018;EP 0910875;DE 0910875;DK 0910875;FR 0910875;GB 0910875;IE 0910875;JP 505182/98;KR 10-323013;US 5,994,978;US 6,462,629;CN 00810420.4;US 6,559,735;US 6,650,202;US 6,834,429. Other US and foreign patents pending.

Mechanical Drawing

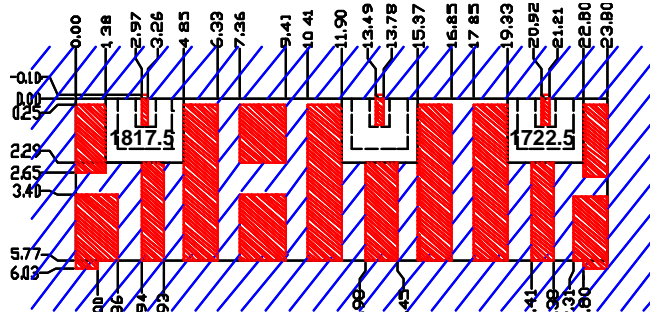


Dimension	Nominal (mm)	Tolerance (mm) +/-
A	24.04	0.27
B	6.03	max
C	1.02	0.13
D	0.79	0.13
E	0.79	0.13
F	10.16	0.13
G	13.88	0.13
H	4.60	max
I	0.89	0.13
J	7.14	max
K	7.44	0.13
M	10.52	0.13

Electrical Response

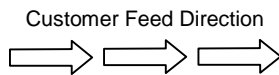


PCB Layout



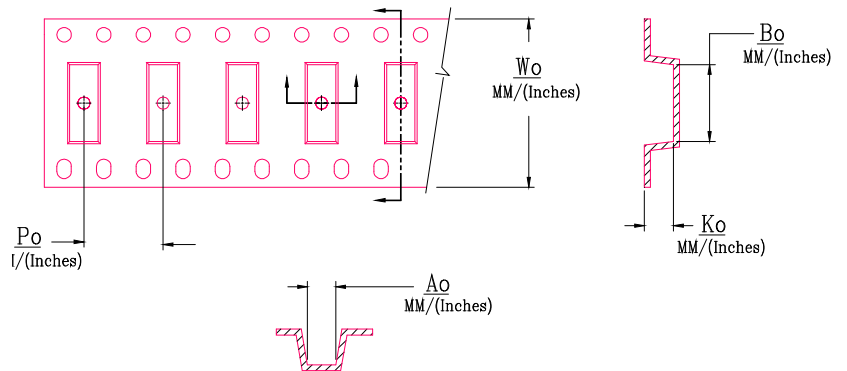
Packaging and Marking

DIMENSION	UNITS	SPECIFICATION
REEL DIAMETER	mm	330
REEL WEIGHT	kg	2.3
REEL QUANTITY	ea.	500



Product Marking

CTS
637
YWW



Wo	Ao	Bo	Ko	Po
Inches/mm	Inches/mm	Inches/mm	Inches/mm	Inches/mm
1.732/44.0	0.287/7.29	.13/28.7	0.204/5.18	0.472/12.00