

1

2

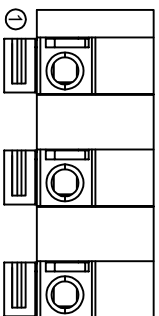
3

4

5

6

7





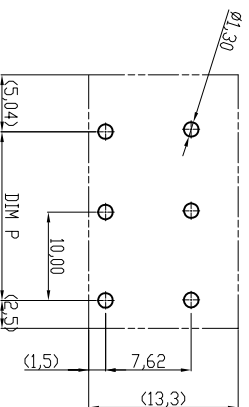
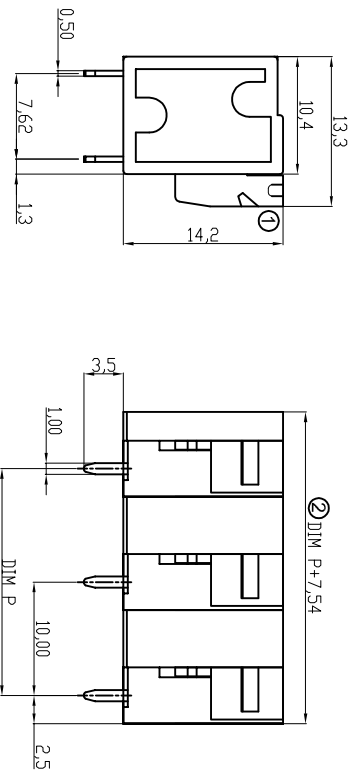
## Material

Terminal body(Contact pin): Brass  
 Wire guard:Stainless steel  
 Surface of Solder tail:Tin plated  
 Terminal (housing): Thermoplastic (UL94V-0) ,  
 GREEN(RAL6018/T)

## Electrical cULusVDE

Voltage rating: 300VAC/450VAC  
 Current rating: 10A/10A  
 Wire range: 0.75-1.5mm<sup>2</sup>  
 Solid wire(AWG): 14-24  
 Stranded wire(AWG): 14-24  
 Pull force:

Screw:  
 Wire strip length: 9-10mm  
 Withstanding Voltage: 1.6kV/2.5kV  
 Operating temperature: -40°C to +115°C  
 Soldering temperature: 250°C±10°C/5 Sec  
 Safety Approval:  



## RECOMMENDER PCB LAYOUT

## DIMENSION

P	(N-1)X10.0
---	------------

N=Number of poles

Poles	②Tolerance
2p-6p	±0.10
7p-12p	±0.20
13p-18p	±0.25
19p-24p	±0.30

A

A

B

B

C

C

D

D

E

E

F

F

G

G

H

H

**RoHS compliant**  
 Unit: mm



File No.: E349947

Scale	Free
TOLERANCE	
X.	±0.50
X.X	±0.30
X.XX	±0.10
DIM	TOL
X.°	±1°
Angle	TOL

Update to new drawing and add UL	Update	Drawn
14.03.2016	16.04.2013	19.04.2010
Amy	Amy	Alex

Date	Name	Customer-No.	Drawing-No.	Replace	Sheet
19.04.2010	Alex	ASSMANN WSW-No.	A-TB100-HAXXV	ASS 4122 CO	rev02
14.03.2016	Amy				

**ASSMANN**  
 WSW components

1

2

3

4

5

6

7