

RHS45C, RHS45CD



Accessories: Heatsinks



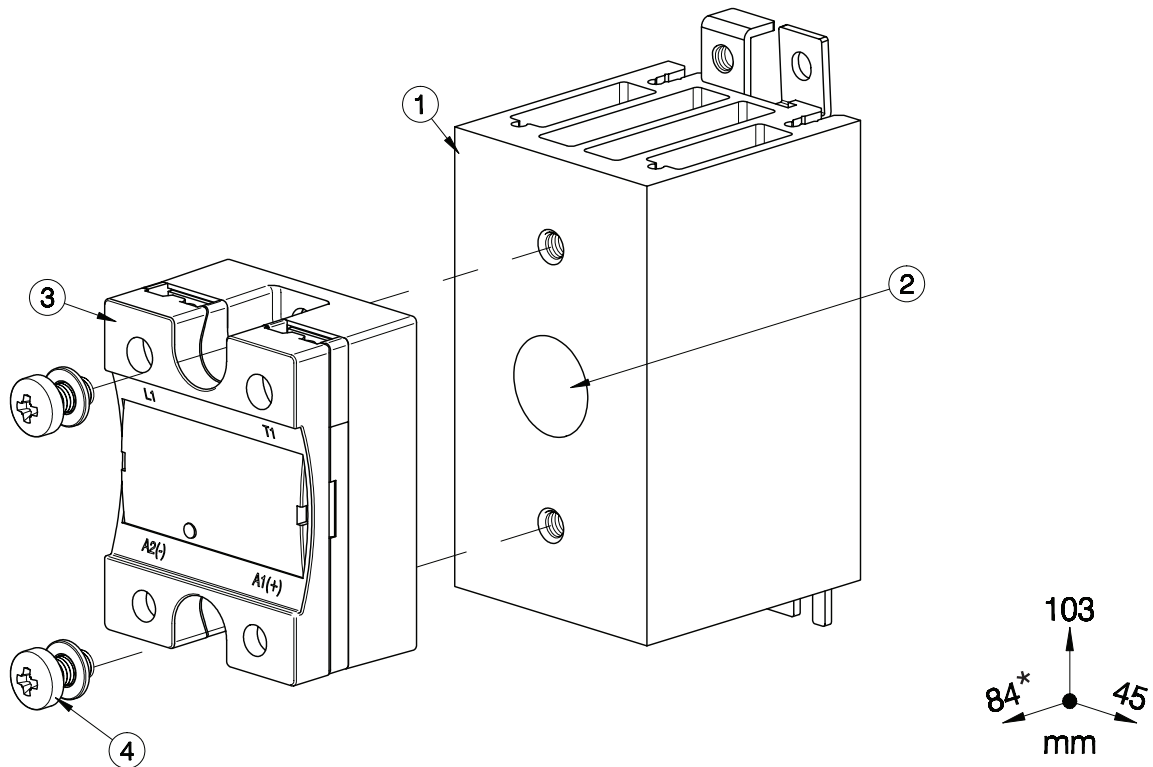
Main features

- 2.2°C/W thermal resistance
- Suitable for mounting of 1-phase SSRs
- DIN rail mounting
- Suitable for panel mounting
- Dimensions W x H x D: 45 x 103 x 55 mm
- RoHS compliant

Description

Heatsink assembly suitable for mounting of 1x 1-phase solid state relay (SSR). Suffix H15 added to SSR part no. refers to factory mounted heatsink. Conditions apply. Please ask your sales representative for further details.

Structure



Element	Component	Qty	RHS45C	RHS45CD
1	RHS45C Heatsink Assembly	1	Provided	Provided
2	Thermal Compound HTS02S	1	Provided	Not provided
3	1-phase SSR 45x59mm	1	Not provided	Not provided
4	M5x10mm PZ2 + Washer	2	Provided	Provided

Note:

* 88mm for RK..C, 99mm for RK..P (including plug).

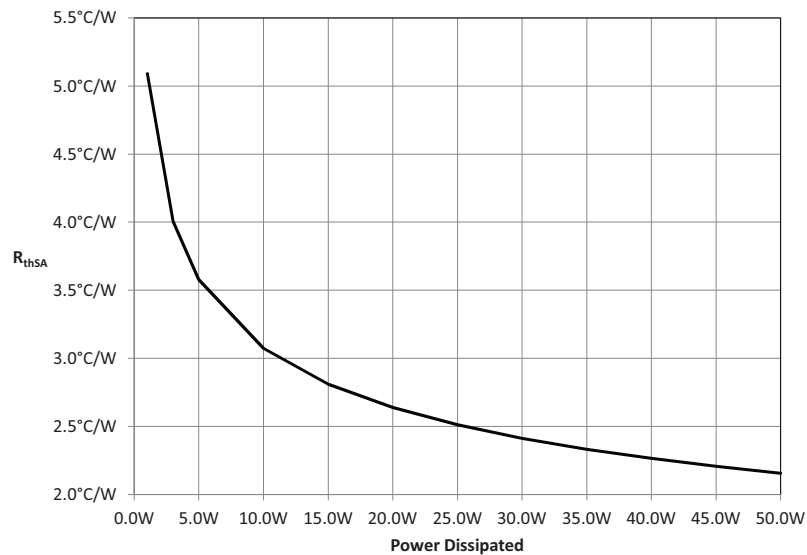
Dimensions including the SSR.

Features

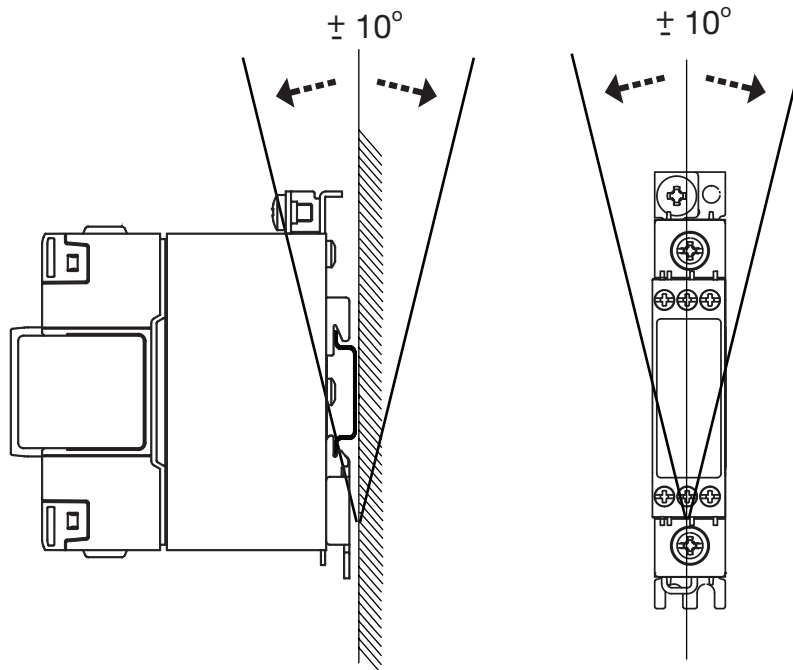
General

SSR max. mounting torque	1.5Nm (13.3 lb-in)
Weight (excl. SSR)	approx. 290g
Material	Aluminium
Finish	Black anodization
Fan mounting	Possible: RHSF40-24

Thermal resistance curve



► Mounting position



► Installation

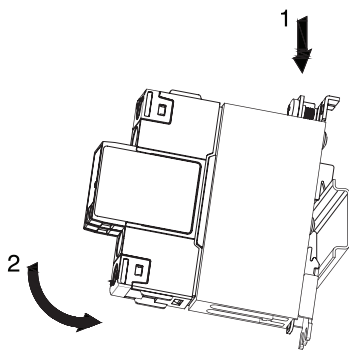


Fig. 1 Mounting on DIN rail

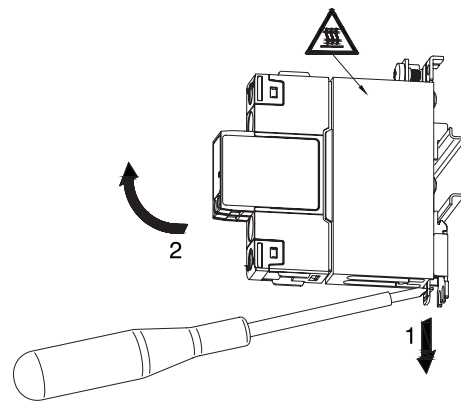


Fig. 2 Dismounting from DIN rail

Illustrations are for example only.

Recommended maximum current rating (per SSR)


1. The below recommendations are only valid when the assembly (SSR + heatsink) is mounted as shown in the mounting instructions unless otherwise indicated.
2. The indicated ratings are applicable to one SSR, one pole. Please refer to the online selector tool at www.productselection.net for different load currents, surrounding temperatures or multiple units on one heatsink.
3. These recommendations are applicable only with the indicated Carlo Gavazzi thermal interface material between SSR and heatsink. In case a different thermal interface is utilised these recommendations may no longer be valid.

Pre-attached phase change pad, RKHT

1x 2-pole SSR	Surrounding temperature							
	°C °F	20 68	30 86	40 104	50 122	60 140	70 158	80 176
RK 2.. (per pole)	50	24.5	22	19	16.5	13.5	11	8
	51	26.5	23.5	20.5	17.5	14.5	11.5	8.5
	75	29	26	22.5	19	15.5	12	9

 Thermal compound, HTS02S

1x 1-phase SSR	Surrounding temperature							
	°C °F	20 68	30 86	40 104	50 122	60 140	70 158	80 176
RD..	1	1	1	1	1	1	1	-
	5	5	5	5	5	5	5	-
RA..L RA..T	10	10	10	10	10	10	7.5	-
	25	20.5	19	17	14.5	11.5	7.5	-
RA..	25	25	23.5	20.5	17	13.5	10.5	-
	50	31.5	29.5	25	21	16.5	12.5	-
	90	38.5	35.5	30.5	25	20	15	-
	110	42	39	33.5	27.5	21.5	16	-
RA60..	50	31.5	29.5	25.5	21.5	17	13	-
RA2A.. (per pole)	25	19	17.5	14.5	11.5	8.5	6	-
	40	21	19	16	12.5	9.5	6.5	-
	25M	19	17.5	14.5	11.5	8.5	6	-
	40M	21	19	16	12.5	9.5	6	-
RS1A..	10	10	10	9.5	7.5	6	4.5	-
	25	25	25	23.5	19	14.5	10	-
	40	33.5	30.5	25.5	20.5	15.5	10.5	-
RS1A..E	25	17	16	13.5	11.5	10	8	-
	40	19	18	15.5	13	11	8	-
RM1A.. RM1B.. RM1C..	25	25	25	23.5	19	14.5	10	-
	50	33.5	30.5	25.5	20.5	15.5	10.5	-
	75	39.5	36	30	24	15	12.5	-
	100	42.5	39	32.5	26	19.5	13	-
RM1A60.. RM1B60.. RM1C60.. RM1E60..	50	33.5	31	26.5	21.5	16	11	-
RAM1A.. RAM1B.. RM1E..	25	25	25	23.5	19	14.5	10	5.5
	50	33.5	30.5	25.5	20.5	15.5	10.5	6
	75	39.5	36	30	24	15	12.5	7
	100	39.5	36	30	24	15	12.5	7
	125	42.5	39	32.5	26	19.5	13	7

 Thermal pad, KK071CUT

1x 1-phase SSR	Surrounding temperature							
	°C °F	20 68	30 86	40 104	50 122	60 140	70 158	80 176
RD..	1	1	1	1	1	1	1	-
	5	5	5	5	5	5	5	-
RA..L RA..T	10	10	10	10	10	10	7.5	-
	25	18.5	17.5	15.5	13.5	11	7.5	-
RA..	25	24	22.5	19	16	13	10	-
	50	29.5	27.5	23.5	19.5	15.5	11.5	-
	90	35	32.5	28	23	18.5	13.5	-
	110	38	35.5	30.5	25	20	14.5	-
RA60..	50	29.5	27.5	24	20	16	12	-
RA2A.. (per pole)	25	19	17.5	15	12	9	6	-
	40	21.5	19.5	16	13	9.5	6.5	-
	25M	19	17.5	15	12	9	6	-
	40M	21.5	19.5	16	13	9.5	6.5	-
RS1A..	10	10	10	9	7.5	6	4	-
	25	25	25	24.5	17.5	13.5	9	-
	40	30	27.5	23	18.5	14	9.5	-
RS1A..E	25	15.5	14.5	12.5	11	9	7.5	-
	40	17	16	14	12	10	8	-
RM1A.. RM1B.. RM1C..	25	25	25	24.5	17.5	13.5	9	-
	50	30	27.5	23	18.5	14	9.5	-
	75	35	32	27	21.5	16.5	11	-
	100	37.5	35	29	23	17.5	12	-
RM1A60.. RM1B60.. RM1C60.. RM1E60..	50	30.5	28.5	24	19.5	15	10.5	-
RAM1A.. RAM1B.. RM1E..	25	25	25	24.5	17.5	13.5	9	5
	50	30	27.5	23	18.5	14	9.5	5.5
	75	35	32	27	21.5	16.5	11	6
	100	35	32	27	21.5	16.5	11	6
	125	37.5	35	29	23	17.5	12	6.5



References

CARLO GAVAZZI compatible components

Purpose	Component name/code	Notes
Thermal pads	KK071CUT	Packing qty. 50 pcs.
Phase change thermal pad	RKHT	Packing qty. 10 pcs.
Thermal compound	HTS02S	2ml syringe of silicone based thermal compound
Screw Kits	SRWKITM5X10MM	Packing qty. 20 pcs.
Fans	RHSF40-24	40x40mm, 24VDC

Further reading

Information	Where to find it
Online heatsink selector tool	http://www.productselection.net/heatsink/heatsinkSelector.php?LANG=UK
Accessories	http://www.productselection.net/Pdf/UK/SSR_Accessories.pdf


Order code



RHS45C

Enter the code entering the corresponding option instead of

Code	Option	Description
R	-	
H	-	
S	-	
4	-	
5	-	
C	-	
<input type="checkbox"/>		With thermal compound
	D	Thermal compound not included



COPYRIGHT ©2016
Content subject to change. Download the PDF: www.productselection.net