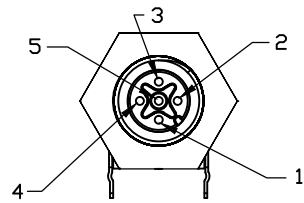
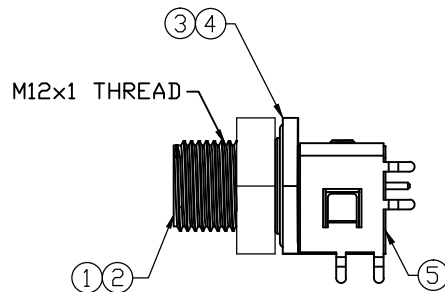


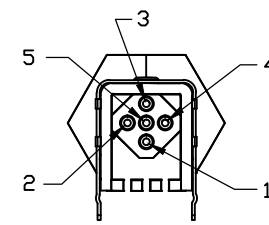
MATERIAL NUMBER	PIN CONFIGURATION	QUANTITY PER PACK
848649002	STRAIGHT	35
848649003	90 DEGREE	35



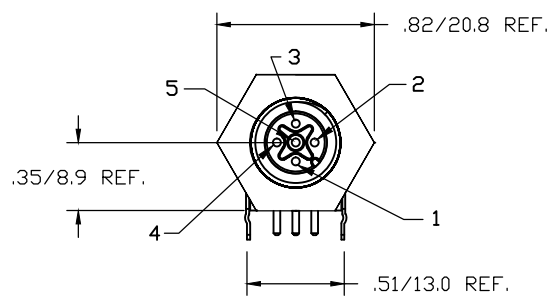
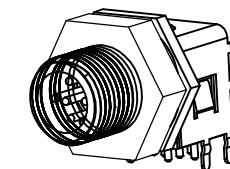
FACE VIEW
(STRAIGHT)



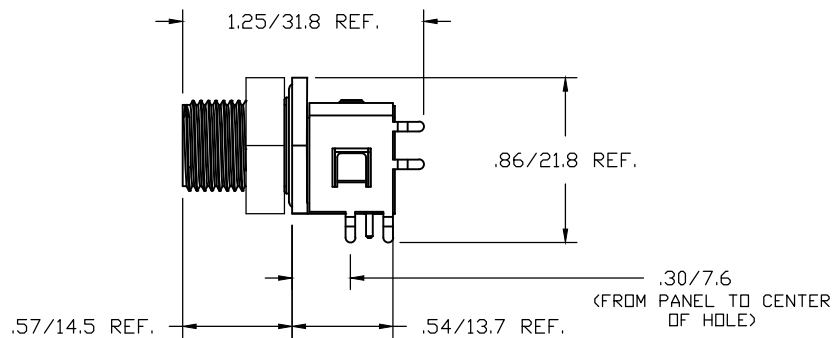
STRAIGHT PIN CONFIGURATION



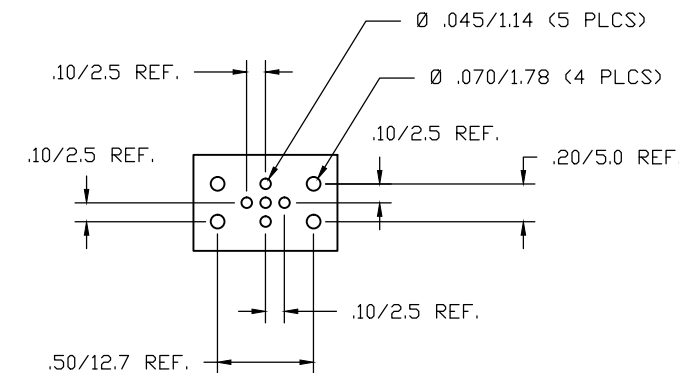
BACK VIEW
(STRAIGHT)



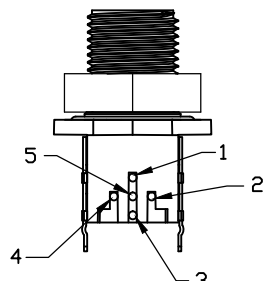
FACE VIEW
(90° CONFIG.)



90° PIN CONFIGURATION



RECOMMENDED PCB LAYOUT
(BOTH STRAIGHT & 90°)



BOTTOM VIEW
(90° CONFIG.)

NOTE:
PANEL THICKNESS - .14 MAX.

VOLTAGE RATING	250 VAC/VDC
AMPERAGE RATING	4 AMPS
PROTECTION	IP67
OPERATING TEMPERATURE	-20°C TO 80°C
PANEL HOLE CUT SIZE	Ø .51/12.9

ITEM	COMPONENT	MATERIAL	FINISH
1	INSERT	NYLON	BLACK
2	CONTACT PIN	COPPER ALLOY	GOLD OVER NICKEL
3	RECEPTACLE SHELL	DELTRIN	BLACK
4	O-RING	VITON	
5	BRACKET	STEEL	TIN PLATED

UPDATED DIM & VIEWS EC NO: IPG2015-1651 DRWN: BARDEN 2015/03/18 CHKD: --- APPR: BWOODMAN 2011/08/13	QUALITY SYMBOLS ▽=0 ∇=0	GENERAL TOLERANCES (UNLESS SPECIFIED)		DIMENSION STYLE IN/MM		SCALE 1:1	DESIGN UNITS INCH	THIRD ANGLE PROJECTION
		4 PLACES	±--	±---	DRAWN BY	DATE	M12 PCB MOUNT MALE 5 POLE RECEPTACLE ---- MOLEX INCORPORATED	
		3 PLACES	±--	±.005	CHECKED BY	DATE		
		2 PLACES	±--	±.01	APPROVED BY	DATE		
1 PLACE	±0.3	±.02	JFMURPHY	2011/08/13				
ANGULAR ±1/2°		DRAFT WHERE APPLICABLE MUST REMAIN WITHIN DIMENSIONS		SEE CHART		MATERIAL NO.	DOCUMENT NO. SD-84864-003	SHEET NO. 1 OF 1
THIS DRAWING CONTAINS INFORMATION THAT IS PROPRIETARY TO MOLEX INCORPORATED AND SHOULD NOT BE USED WITHOUT WRITTEN PERMISSION								