

PCB terminal block - PTSA 0,5/24-2,5-Z - 1990232

Please be informed that the data shown in this PDF Document is generated from our Online Catalog. Please find the complete data in the user's documentation. Our General Terms of Use for Downloads are valid (<http://phoenixcontact.com/download>)

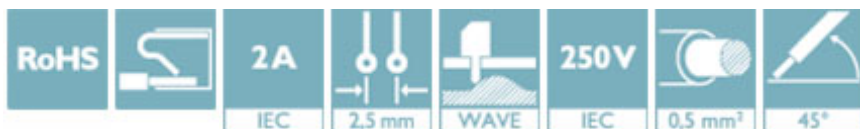


PCB terminal block, nominal current: 2 A, nom. voltage: 250 V, pitch: 2.5 mm, number of positions: 24, connection method: Push-in spring connection, mounting: Wave soldering, conductor/PCB connection direction: 45 °, color: green. Offset soldering legs, two-rowed


The figure shows a 10-position version of the product

Why buy this product

- ✓ Time saving push-in connection, tools not required
- ✓ Defined contact force ensures that contact remains stable over the long term
- ✓ Angled connection enables multi-row arrangement on the PCB



Key Commercial Data

| | |
|--------------|---|
| Packing unit | 50 STK |
| GTIN |  4 017918 973797 |
| GTIN | 4017918973797 |

Technical data

Dimensions

| | |
|-----------------------|---------------|
| Length [l] | 12 mm |
| Pitch | 2.5 mm |
| Dimension a | 57.5 mm |
| Width [w] | 61.5 mm |
| Constructional height | 13.1 mm |
| Height [h] | 16.7 mm |
| Solder pin [P] | 3.6 mm |
| Pin dimensions | 0,4 x 0,75 mm |
| Pin spacing | 2.5 mm |
| Hole diameter | 1 mm |

General

PCB terminal block - PTSA 0,5/24-2,5-Z - 1990232

Technical data

General

| | |
|--|---------------------|
| Range of articles | PTSA 0,5 |
| Rated surge voltage (III/3) | 2.5 kV |
| Rated surge voltage (III/2) | 2.5 kV |
| Rated surge voltage (II/2) | 2.5 kV |
| Rated voltage (III/3) | 160 V |
| Rated voltage (III/2) | 250 V |
| Rated voltage (II/2) | 400 V |
| Connection in acc. with standard | EN-VDE |
| Nominal current I _N | 2 A |
| Nominal cross section | 0.5 mm ² |
| Maximum load current | 2 A |
| Insulating material | PA |
| Flammability rating according to UL 94 | V0 |
| Stripping length | 9 mm |
| Number of positions | 24 |

Connection data

| | |
|---------------------------------------|----------------------|
| Conductor cross section solid min. | 0.14 mm ² |
| Conductor cross section solid max. | 0.5 mm ² |
| Conductor cross section flexible min. | 0.2 mm ² |
| Conductor cross section flexible max. | 0.5 mm ² |
| Conductor cross section AWG min. | 24 |
| Conductor cross section AWG max. | 20 |

Standards and Regulations

| | |
|--|--------|
| Connection in acc. with standard | EN-VDE |
| | CUL |
| Flammability rating according to UL 94 | V0 |

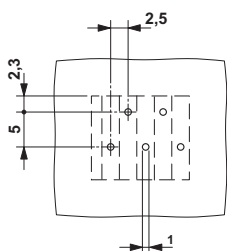
Environmental Product Compliance

| | |
|------------|---|
| China RoHS | Environmentally friendly use period: unlimited = EFUP-e |
| | No hazardous substances above threshold values |

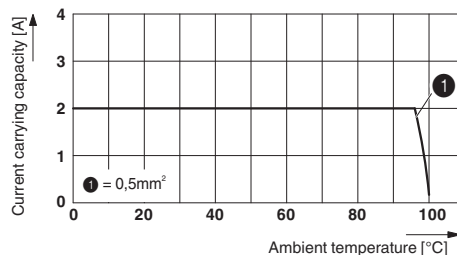
Drawings

PCB terminal block - PTSA 0,5/24-2,5-Z - 1990232

Drilling diagram

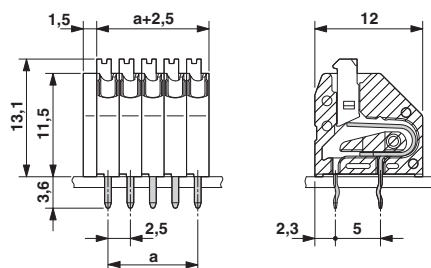


Diagram



The figure shows the 5-pos. version – Zig-zag pinning starts at the right-hand position. Other pinning available on request. Derating diagram for 5 pins; reduction factor=1

Dimensional drawing



The figure shows the 5-pos. version

Approvals

Approvals

Approvals

VDE Gutachten mit Fertigungsüberwachung / CCA / EAC / cULus Recognized

Ex Approvals

Approval details


| | | | |
|---|-------|---|----------|
| VDE Gutachten mit Fertigungsüberwachung | | http://www2.vde.com/de/Institut/Online-Service/VDE-gepruefteProdukte/Seiten/Online-Suche.aspx | 40013932 |
| Nominal voltage UN | 250 V | | |
| Nominal current IN | 2 A | | |
| mm²/AWG/kcmil | 0.5 | | |

PCB terminal block - PTSA 0,5/24-2,5-Z - 1990232

Approvals

| | |
|----------------------------|---------------|
| CCA | CCA/DE1 34204 |
| Nominal current IN | 2 A |
| mm ² /AWG/kcmil | 0.5 |

| | | |
|-----|---|---------|
| EAC |  | B.01742 |
|-----|---|---------|

| | | | |
|----------------------------|---|---|-----------------|
| cULus Recognized |  | http://database.ul.com/cgi-bin/XYV/template/LISEXT/1FRAME/index.htm | E60425-20030527 |
| | D | B | |
| Nominal voltage UN | 300 V | 300 V | |
| Nominal current IN | 2 A | 2 A | |
| mm ² /AWG/kcmil | 26-20 | 26-20 | |

Phoenix Contact 2018 © - all rights reserved
<http://www.phoenixcontact.com>

PHOENIX CONTACT GmbH & Co. KG
Flachsmarktstr. 8
32825 Blomberg
Germany
Tel. +49 5235 300
Fax +49 5235 3 41200
<http://www.phoenixcontact.com>