



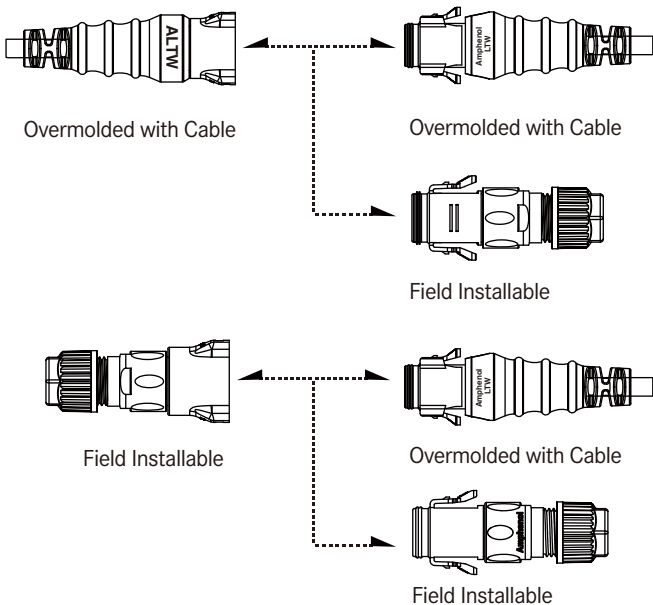
CATALOGUE

RBL Connector

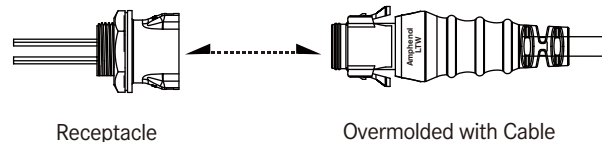


Range Overview

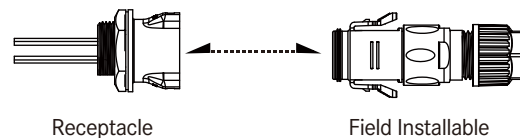
∟ In-line



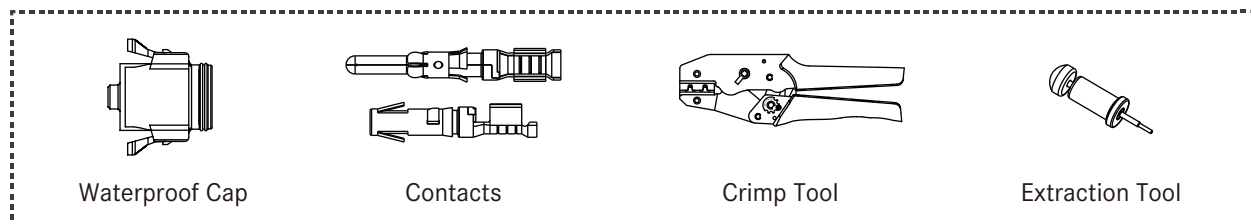
∟ Receptacle and Mating Pair



∟ Receptacle to Field Installable



∟ Accessories



Specification

| | |
|-------------------------------------|--|
| Identifications | C Size (Middle Size: 13/16"-28 UNS) / D-Size (Large Size: 1"20UNS) |
| Description | Receptacle with Wire Harness Overmolded with Cable Field Installable |
| Current Rating / Data | 5A, 10A, 20A |
| Material | Contacts: Copper Alloy, Gold Plated Connector Body (Housing): m-PPE, 540Z, Black |
| Waterproof Rating | IP67 |
| Temperature Range | Receptacle with Wire Harness: -40°C ~ 105°C Overmolded with Cable: -20°C ~ 80°C Field Installable: -40°C ~ 105°C |
| Contact Resistance | ≤ 10mΩ |
| Insulation Resistance | ≥ 100MΩ at DC500V |
| Durability | 250 cycles |
| Dielectric Withstand Voltage | 1,000V plus 2 times the rated voltage / 1 minute |
| More to know | Salt Spray Corrosion Test: 48H Standard Cable Length: 01~99M |

【Note】 Design and specification are subject to change without notice.

Ordering Information

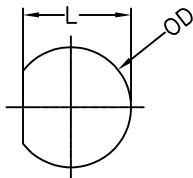
| | | | | | | | | | | |
|---|----------|--------------------------|---------------------------------------|----------|---------------------------------------|----------|---|----------|----------|-----------|
| | 1 | 2 | 3 | 4 | 5 | 6 | 7 | 8 | 9 | 10 |
| Specification / Current Rating | | | | | | | | | | |
| <u>> Middle size: 13 / 16"-28 UNS</u> | | | | | <u>> Large Size: 1"-20UNS</u> | | | | | |
| (CD) 5A | | | | | (DD) 5A | | | | | |
| (CB) 10A | | | | | (DC) 20A | | | | | |
| Number of Contacts | | | | | | | | | | |
| 02、03、04..... | | | | | | | | | | |
| EX. (04) = 4 Contacts | | | | | | | | | | |
| Connector Body (Style) | | | | | | | | | | |
| <u>> For Receptacle</u> | | | <u>> For Overmolded with Cable</u> | | | | <u>> For Field installable</u> | | | |
| (R) Rear Fastened | | | (A) With Strain Relief | | | | (B) Without Strain Relief | | | |
| Connector (Housing) Gender | | | | | | | | | | |
| (M) Male | | | | | (F) Female | | | | | |
| Contact Gender | | | | | | | | | | |
| (M) Male | | | | | | | | | | |
| (F) Female | | | | | | | | | | |
| Assemble Style | | | | | | | | | | |
| <u>> For Receptacle</u> | | | <u>> For Overmolded with Cable</u> | | | | <u>> For Field Installable</u> | | | |
| (C) Crimp Type | | | (M) Overmolder with cable | | | | (C) Field Installable (Crimp Type) | | | |
| Mating Style | | | | | | | | | | |
| (R) Snap-in with Latch | | | | | | | | | | |
| Backshell | | | | | | | | | | |
| <u>> For Receptacle</u> | | | <u>> For Overmolded with Cable</u> | | | | <u>> For Field Installable</u> | | | |
| (C) Circular | | | (L) Straight | | | | (L) Straight | | | |
| (S) Square Flange | | | (R) Right Angle | | | | | | | |
| Waterproof Rating | | | | | | | | | | |
| (7) IP 67 | | | | | | | | | | |
| More information | | | | | | | | | | |
| <u>> For Receptacle with Wireharness</u> | | | | | <u>> For Overmolded with Cable</u> | | | | | |
| (□)+(■) : Wire Type + Wire Length | | | | | (□)+(■) : Cable Type + Cable Length | | | | | |
| e.g. (A10) = UL1015 Wire + 10 CM | | | | | | | | | | |
| <u>(□) : Wire Type</u> | | <u>(■) : Wire Length</u> | | | <u>(□) : Cable Type</u> | | <u>(■) : Cable Length</u> | | | |
| (A) UL1015 Wire | | (10) 10CM | | | (A) UL2464 Cable | | From 1M to 99M | | | |
| (B) UL1430 Wire | | (30) 30CM | | | (D) UL21388 Cable | | e.g.(01)= 1M | | | |
| | | | | | (E) SJTW Cable | | | | | |

Physical Dimension

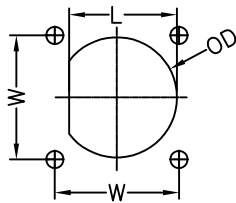
Receptacle

Panel Cut-Out

A Backshell: Circular



B Backshell: Square Flange

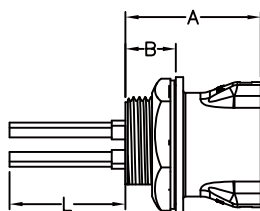


| AMP | | Dimension | Type | L | W | OD |
|-------------|-----------------------|-----------|------|------|------|------|
| Size | Current Rating (Code) | Female | | | | |
| Middle Size | 5A(CD) | A | 19.4 | - | 20.8 | 22.3 |
| | | B | | | | |
| | 10A(CB) | A | | - | | |
| | | B | | 22.3 | | |
| Large Size | 5A(DD) | A | 23.6 | - | 25.6 | 26.0 |
| | | B | | 26.0 | | |
| | 20A(DC) | A | | - | | |
| | | B | | 26.0 | | |

Unit: mm

Connector Dimension

A Backshell: Circular



| AMP | | Dimension | A | B | OD | L(cm) | Panel Thickness Max |
|-------------|-----------------------|-----------|------|------|---------|-------|---------------------|
| Size | Current Rating (Code) | Female | | | | | |
| Middle Size | 5A(CD) | 29.5 | 11.0 | 29.5 | 10 / 30 | 5.0 | |
| | 10A(CB) | | | | | | |
| Large Size | 5A(DD) | 28.4 | 10.3 | 36.0 | 10 / 30 | 5.0 | |
| | 20A(DC) | | | | | | |

Unit: mm

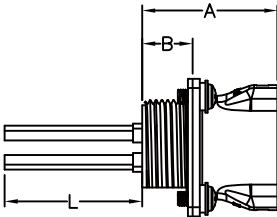


[Note] Design and specification are subject to change without notice.

Receptacle


Connector Dimension

B Backshell: Square Flange



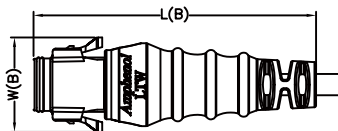
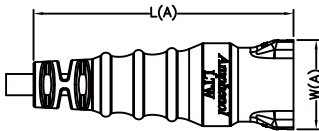
| AMP | | Dimension | A | B | C | L(cm) | Panel Thickness Max |
|-------------|-----------------------|-----------|------|------|---------|-------|---------------------|
| Size | Current Rating (Code) | Female | | | | | |
| Middle Size | 5A(CD) | 29.5 | 11.0 | 30.0 | 10 / 30 | - | |
| | 10A(CB) | | | | | | |
| Large Size | 5A(DD) | 28.4 | 10.3 | 36.0 | 10 / 30 | - | |
| | 20A(DC) | | | | | | |

Unit: mm



Overmolded with Cable

With Strain Relief / Straight




| AMP | | Dimension | L | | W | |
|-------------|-----------------------|-------------|-------------|----------|------------|----------|
| Size | Current Rating (Code) | | Female (A) | Male (B) | Female (A) | Male (B) |
| Middle Size | 5A(CD) | 79.4 (Ref.) | 86.3 (Ref.) | 27.3 | 28.8 | |
| | 10A(CB) | | | | | |
| Large Size | 5A(DD) | 90.0 (Ref.) | 97.0 (Ref.) | 32.5 | 34.3 | |
| | 20A(DC) | | | | | |

Unit: mm

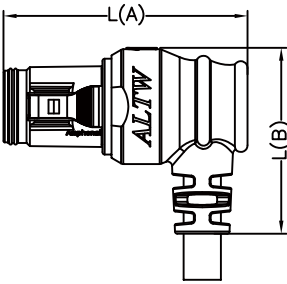
Overmolded with Cable

With Strain Relief / Right Angle




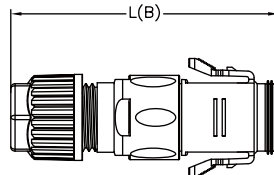
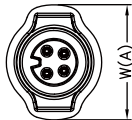
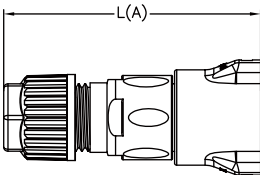
| AMP | | Dimension | L(A) | L(B) | W |
|-------------|--------------------------|-----------|------|------|---|
| Size | Current Rating (Code) | Male | | | |
| Middle Size | 5A(CD) | 53.8 | 40.6 | 28.8 | |
| | 10A(CB) | | | | |

Unit: mm



Field Installable

Without Strain Relief / Straight















































| AMP | | Dimension | L | | W | |
|-------------|--------------------------|-------------|-------------|----------|------------|----------|
| Size | Current Rating (Code) | | Female (A) | Male (B) | Female (A) | Male (B) |
| Middle Size | 5A(CD) | 60.9 (Ref.) | 63.5 (Ref.) | 27.3 | 28.0 | |
| | 10A(CB) | | | | | |
| Large Size | 20A(DC) | 68.9 (Ref.) | 72.5 (Ref.) | 32.5 | 34.3 | |

Unit: mm

[Note] Design and specification are subject to change without notice.

Contact Configuration

| | Middle Size (C) | | | | | | | |
|----------------|---|---|---|---|---|---|---|---|
| | 5A (CD) | | | | 10A (CB) | | | |
| | MM | FF | MF | FM | MM | FF | MF | FM |
| 4 5 | | | | | | | | |
| 2 Pin (02) |  |  |  |  |  |  |  |  |
| | C F | R C F | C F | R C F | C F | R C F | C F | R C F |
| 3 Pin (03) |  |  |  |  |  |  |  |  |
| | C F | R C F | C F | R C F | C F | R C F | C F | R C F |
| 4 Pin (04) |  |  |  |  |  |  |  |  |
| | C F | R C F | C F | R C F | C F | R C F | C F | R C F |
| 5 Pin (05) |  |  |  |  | | | | |
| | C | C R | C | C R | | | | |
| 6 Pin (06) |  |  |  |  | | | | |
| | C | C R | C | C R | | | | |
| 7 Pin (07) |  |  |  |  | | | | |
| | C | C R | C | C R | | | | |
| 8 Pin (08) |  |  |  |  | | | | |
| | C | C R | C | C R | | | | |
| 9 Pin (09) |  |  |  |  | | | | |
| | C | C R | C | C R | | | | |
| 10 Pin (10) | | | | | | | | |
| 12 Pin (12) | | | | | | | | |
| 14 Pin (14) | | | | | | | | |
| 18 Pin (18) | | | | | | | | |

| | Large Size (D) | | | | | | | |
|-------------------|----------------|-------|----|-------|----------|-----------|-------|-----------|
| | 5A (DD) | | | | 20A (DC) | | | |
| 4 5 | MM | FF | MF | FM | MM | FF | MF | FM |
| 2 Pin (02) | | | | | | | | |
| | | | | | C F | R C F | C F | R C F |
| 3 Pin (03) | | | | | | | | |
| | | | | | C F | R C F | C F | R C F |
| 4 Pin (04) | | | | | | | | |
| | | | | | C F | R C F | C F | R C F |
| 5 Pin (05) | | | | | | | | |
| 6 Pin (06) | | | | | | | | |
| 7 Pin (07) | | | | | | | | |
| 8 Pin (08) | | | | | | | | |
| 9 Pin (09) | | | | | | | | |
| 10 Pin (10) | | | | | | | | |
| | C | C R | C | C R | | | | |
| 12 Pin (12) | | | | | | | | |
| | C | C R | C | C R | | | | |
| 14 Pin (14) | | | | | | | | |
| | C | C R | C | C R | | | | |
| 18 Pin (18) | | | | | | | | |
| | C | C R | C | C R | | | | |

R: Receptacle
C: Overmolded with cable
F: Field Installable

▲ 5A (CD/DD) **1**
 ■ 10A (CB)
 ◆ 20A (DC)



Contact Number: **2**
 e.g. 2 Pin (02)

Connector (Housing) Gender: **4**
 Male(M) or Female(F)

Contact Gender: **5**
 Male(M) or Female(F)

More to Choose: **6**

- Crimp (C)

*The Plated thickness is customisation available upon request.

[Note] Design and specification are subject to change without notice.

Find Our Standard Products

▾ Middle Size: 13/16"-28 UNS > Receptacle with Wire Harness and Mating Pair

| <ul style="list-style-type: none"> Female Connector (Housing) Snap-in with Latch | | Receptacle with Wire Harness | Overmolded with Cable | Field Installable |
|--|---------------------------------------|---|--|--|
| | | | | <p>5A Contact: SAM20D - 5 G03</p> <p>10A Contact: SAM16B - 5 G03</p> <p>P/N refers to page 19-15</p> |
| Current Rating (Code) | Contacts 2 | Female Connector (F) Female Contacts (F) | Male Connector (M) Male Contacts (M) | Male Connector (M) Male Contacts (M) |
| 5A (CD) | 02 \ 03 \ 04 \ 05 \ 06 \ 07 \ 08 \ 09 | CD- 2 RFFC-RC7BXX* CD- 2 RFFC-RS7BXX* | CD- 2 AMMM-RL7AXX** CD- 2 AMMM-RR7AXX** | CD-02BMMC-RL7001 CD-03BMMC-RL7001 CD-04BMMC-RL7001 |
| 10A (CB) | 02 \ 03 \ 04 | CB- 2 RFFC-RC7AXX* CB- 2 RFFC-RS7AXX* | CB- 2 AMMM-RL7AXX** CB- 2 AMMM-RR7AXX** | CB- 2 BMMC-RL7001 |

* XX: Choose the wire harness length: (10) 10cm; (30) 30cm

** XX: Choose the cable length from 01~99m

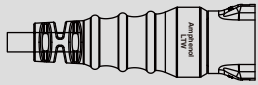
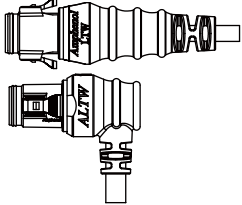
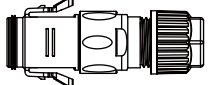
▾ Middle Size: 13/16"-28 UNS > Receptacle with Wire Harness and Mating Pair

| <ul style="list-style-type: none"> Female Connector (Housing) Snap-in with Latch | | Receptacle with Wire Harness | Overmolded with Cable | Field Installable |
|--|---------------------------------------|---|--|--|
| | | | | <p>5A Contact: SAF20D - 5 G03</p> <p>10A Contact: SAF16B - 5 G03</p> <p>P/N refers to page 19-15</p> |
| Current Rating (Code) | Contacts 2 | Female Connector (F) Male Contacts (M) | Male Connector (M) Female Contacts (F) | Male Connector (M) Female Contacts (F) |
| 5A (CD) | 02 \ 03 \ 04 \ 05 \ 06 \ 07 \ 08 \ 09 | CD- 2 RFMC-RC7BXX* CD- 2 RFMC-RS7BXX* | CD- 2 AMFM-RL7AXX** CD- 2 AMFM-RR7AXX** | CD-02BMMC-RL7001 CD-03BMMC-RL7001 CD-04BMMC-RL7001 |
| 10A (CB) | 02 \ 03 \ 04 | CB- 2 RFMC-RC7AXX* CB- 2 RFMC-RS7AXX* | CB- 2 AMFM-RL7AXX** CB- 2 AMFM-RR7AXX** | CB- 2 BMFC-RL7001 |

* XX: Choose the wire harness length: (10) 10cm; (30) 30cm

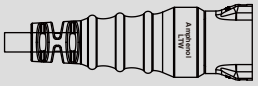
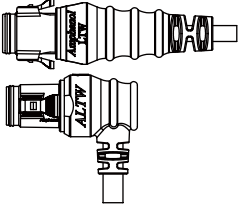
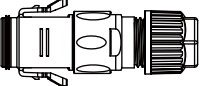
** XX: Choose the cable length from 01~99m

∟ Middle Size: 13/16"-28 UNS > In-Line

| <ul style="list-style-type: none"> Female Connector (Housing) Snap-in with Latch | |  <p>Overmolded with Cable</p> |  <p>Overmolded with Cable</p> |  <p>Field Installable</p> <p>5A Contact: SAM20D - 5 G03</p> <p>10A Contact: SAM16B - 5 G03 P/N refers to page 19-15</p> |
|--|---|--|---|--|
| Current Rating (Code) | Contacts 2 | Female Connector (F) Female Contacts (F) | Male Connector (M) Male Contacts (M) | Male Connector (M) Male Contacts (M) |
| 5A (CD) | 02 ∖ 03 ∖ 04 ∖ 05 ∖ 06 ∖ 07 ∖ 08 ∖ 09 | CD- 2 AFFM-RL7A \underline{XX} * | CD- 2 AMMM-RL7A \underline{XX} * CD- 2 AMMM-RR7A \underline{XX} * | CD-02BMMC-RL7001 CD-03BMMC-RL7001 CD-04BMMC-RL7001 |
| 10A (CB) | 02 ∖ 03 ∖ 04 | CB- 2 AFFM-RL7A \underline{XX} * | CB- 2 AMMM-RL7A \underline{XX} * CB- 2 AMMM-RR7A \underline{XX} * | CB- 2 BMMC-RL7001 |

* XX: Choose the cable length from 01-99m

∟ Middle Size: 13/16"-28 UNS > In-Line

| <ul style="list-style-type: none"> Female Connector (Housing) Snap-in with Latch | |  <p>Overmolded with Cable</p> |  <p>Overmolded with Cable</p> |  <p>Field Installable</p> <p>5A Contact: SAF20D - 5 G03</p> <p>10A Contact: SAF16B - 5 G03 P/N refers to page 19-15</p> |
|--|---|--|---|--|
| Current Rating (Code) | Contacts 2 | Female Connector (F) Male Contacts (M) | Male Connector (M) Female Contacts (F) | Male Connector (M) Female Contacts (F) |
| 5A (CD) | 02 ∖ 03 ∖ 04 ∖ 05 ∖ 06 ∖ 07 ∖ 08 ∖ 09 | CD- 2 AFMM-RL7A \underline{XX} | CD- 2 AMFM-RL7A \underline{XX} * CD- 2 AMFM-RR7A \underline{XX} * | CD-02BMFC-RL7001 CD-03BMFC-RL7001 CD-04BMFC-RL7001 |
| 10A (CB) | 02 ∖ 03 ∖ 04 | CB- 2 AFMM-RL7A \underline{XX} * | CB- 2 AMFM-RL7A \underline{XX} * CB- 2 AMFM-RR7A \underline{XX} * | CB- 2 BMFC-RL7001 |

* XX: Choose the cable length from 01-99m

[Note] Design and specification are subject to change without notice.

∟ Middle Size: 13/16"-28 UNS >In-line

| <ul style="list-style-type: none"> Female Connector (Housing) Snap-in with Latch | | Field Installable | Overmolded with Cable | Field Installable |
|--|--------------|---|--|---|
| | | | | 5A Contact: SAM20D - 5 G03 10A Contact: SAM16B - 5 G03 P/N refers to page 19-15 |
| Current Rating (Code) | Contacts 2 | Female Connector (F) Female Contacts (F) | Male Connector (M) Male Contacts (M) | Male Connector (M) Male Contacts (M) |
| 5A (CD) | 02 、 03 、 04 | CD- 2 BFFC-RL7001 | CD- 2 AMMM-RL7A ^{XX} * CD- 2 AMMM-RR7A ^{XX} * | CD- 2 BMMC-RL7001 |
| 10A (CB) | 02 、 03 、 04 | CB- 2 BFFC-RL7001 | CB- 2 AMMM-RL7A ^{XX} * CB- 2 AMMM-RR7A ^{XX} * | CB- 2 BMMC-RL7001 |

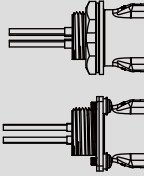
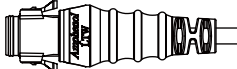
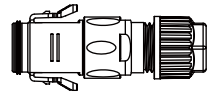

* XX: Choose the cable length from 01~99m

∟ Middle Size: 13/16"-28 UNS >In-line

| <ul style="list-style-type: none"> Female Connector (Housing) Snap-in with Latch | | Field Installable | Overmolded with Cable | Field Installable |
|--|--------------|---|--|---|
| | | | | 5A Contact: SAF20D - 5 G03 10A Contact: SAF16B - 5 G03 P/N refers to page 19-15 |
| Current Rating (Code) | Contacts 2 | Female Connector (F) Male Contacts (M) | Male Connector (M) Female Contacts (F) | Male Connector (M) Female Contacts (F) |
| 5A (CD) | 02 、 03 、 04 | CD- 2 BFMC-RL7001 | CD- 2 AMFM-RL7A ^{XX} * CD- 2 AMFM-RR7A ^{XX} * | CD- 2 BMFC-RL7001 |
| 10A (CB) | 02 、 03 、 04 | CB- 2 BFMC-RL7001 | CB- 2 AMFM-RL7A ^{XX} * CB- 2 AMFM-RR7A ^{XX} * | CB- 2 BMFC-RL7001 |

* XX: Choose the cable length from 01~99m

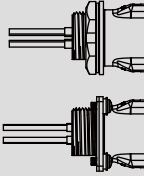
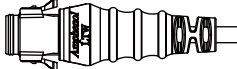
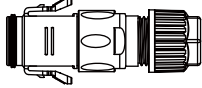

Large Size: 1"-20UNS > Receptacle with Wire Harness and Mating Pair

| <ul style="list-style-type: none"> Female Connector (Housing) Snap-in with Latch | | Receptacle with Wire Harness  | Overmolded with Cable  | Field Installable   20A Contact: SAM12C - 5 G03 P/N refers to page 19-15 |
|--|-------------|---|---|--|
| Current Rating (Code) | Contacts 2 | Female Connector (F) Female Contacts (F) | Male Connector (M) Male Contacts (M) | Male Connector (M) Male Contacts (M) |
| 5A (DD) | 10、12、14、18 | DD-2 RFFC-RC7BXX* DD-2 RFFC-RS7BXX* | DD-2 AMMM-RL7AXX** | -- |
| 20A (DC) | 02、03、04 | DC-2 RFFC-RC7AXX* DC-2 RFFC-RS7AXX* | DC-2 AMMM-RL7AXX** | DC-2 BMMC-RL7001 |

* XX: Choose the wire harness length: (10) 10cm; (30) 30cm

** XX: Choose the cable length from 01~99m

Large Size: 1"-20UNS > Receptacle with Wire Harness and Mating Pair

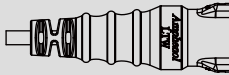
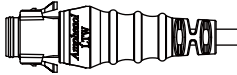
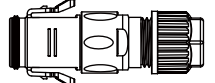

| <ul style="list-style-type: none"> Female Connector (Housing) Snap-in with Latch | | Receptacle with Wire Harness  | Overmolded with Cable  | Field Installable   20A Contact: SAF12C - 5 G03 P/N refers to page 19-15 |
|--|------------|---|---|--|
| Current Rating (Code) | Contacts 2 | Female Connector (F) Male Contacts (M) | Male Connector (M) Female Contacts (F) | Male Connector (M) Female Contacts (F) |
| 5A (DD) | 10、12、14 | DD-2 RFMC-RC7BXX* DD-2 RFMC-RS7BXX* | DD-2 AMFM-RL7AXX** | -- |
| 20A (DC) | 02、03、04 | DC-2 RFMC-RC7AXX* DC-2 RFMC-RS7AXX* | DC-2 AMFM-RL7AXX** | DC-2 BMFC-RL7001 |

* XX: Choose the wire harness length: (10) 10cm; (30) 30cm

** XX: Choose the cable length from 01~99m

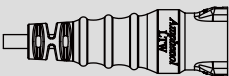
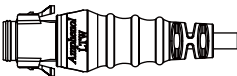
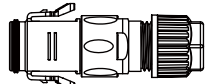

[Note] Design and specification are subject to change without notice.

Large Size: 1"-20UNS >In-Line

| <ul style="list-style-type: none"> Female Connector (Housing) Snap-in with Latch | | Overmolded with Cable  | Overmolded with Cable  | Field Installable   20A Contact: SAM12C - 5 G03 P/N refers to page 19-15 |
|--|-------------|---|--|--|
| Current Rating (Code) | Contacts 2 | Female Connector (F) Female Contacts (F) | Male Connector (M) Male Contacts (M) | Male Connector (M) Male Contacts (M) |
| 5A (DD) | 10、12、14、18 | DD- 2 AFFM-RL7A <u>XX</u> * | DD- 2 AMMM-RL7A <u>XX</u> * | -- |
| 20A (DC) | 02、03、04 | DC- 2 AFFM-RL7A <u>XX</u> * | DC- 2 AMMM-RL7A <u>XX</u> * | DC- 2 BMMC-RL7001 |

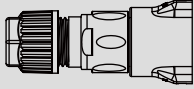
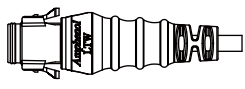
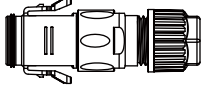
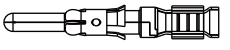
* XX: Choose the cable length from 01~99m

Large Size: 1"-20UNS >In-Line

| <ul style="list-style-type: none"> Female Connector (Housing) Snap-in with Latch | | Overmolded with Cable  | Overmolded with Cable  | Field Installable   20A Contact: SAF12C - 5 G03 P/N refers to page 19-15 |
|--|------------|---|--|--|
| Current Rating (Code) | Contacts 2 | Female Connector (F) Male Contacts (M) | Male Connector (M) Female Contacts (F) | Male Connector (M) Female Contacts (F) |
| 5A (DD) | 10、12、14 | DD- 2 AFMM-RL7A <u>XX</u> * | DD- 2 AMFM-RL7A <u>XX</u> * | -- |
| 20A (DC) | 02、03、04 | DC- 2 AFMM-RL7A <u>XX</u> * | DC- 2 AMFM-RL7A <u>XX</u> * | DC- 2 BMFC-RL7001 |

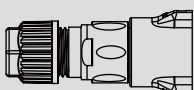
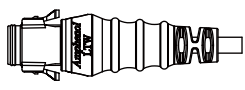
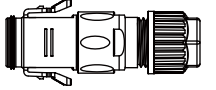

* XX: Choose the cable length from 01~99m

∟ Large Size: 1"-20UNS >In-Line

| <ul style="list-style-type: none"> ● Female Connector (Housing) ● Snap-in with Latch | | Field Installable  | Overmolded with Cable  | Field Installable  <hr/>  20A Contact: SAM12C-5 G03 P/N refers to page 19-15 |
|--|-------------|--|---|--|
| Current Rating (Code) | Contacts ② | Female Connector (F) Female Contacts (F) | Male Connector (M) Male Contacts (M) | Male Connector (M) Male Contacts (M) |
| 5A (DD) | 10、12、14、18 | -- | DD-② AMMM-RL7A <u>XX</u> * | -- |
| 20A (DC) | 02、03、04 | DC-② BFFC-RL7001 | DC-② AMMM-RL7A <u>XX</u> * | DC-② BMMC-RL7001 |

* XX: Choose the cable length from 01~99m

∟ Large Size: 1"-20UNS >In-Line

| <ul style="list-style-type: none"> ● Female Connector (Housing) ● Snap-in with Latch | | Field Installable  | Overmolded with Cable  | Field Installable  <hr/>  20A Contact: SAF12C-5 G03 P/N refers to page 19-15 |
|--|-------------|--|---|--|
| Current Rating (Code) | Contacts ② | Female Connector (F) Male Contacts (M) | Male Connector (M) Female Contacts (F) | Male Connector (M) Female Contacts (F) |
| 5A (DD) | 10、12、14、18 | -- | DD-② AMFM-RL7A <u>XX</u> * | -- |
| 20A (DC) | 02、03、04 | DC-② BFMC-RL7001 | DC-② AMFM-RL7A <u>XX</u> * | DC-② BMFC-RL7001 |

* XX: Choose the cable length from 01~99m

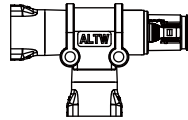
[Note] Design and specification are subject to change without notice.

∟ I-Adaptor, T-Adaptor & T-Cable

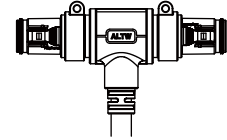
Customization - Upon Request



I-Adaptor

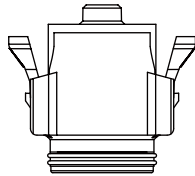


T-Adaptor

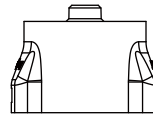


T-Cable

∟ Waterproof Cap



Mating Pair (Gender): Female



Mating Pair (Gender): Male

5 Choose Connector Gender Male (M) or Female (F)

| Size | Mating Pair | Mating Style | Part Number |
|------------------------------|-----------------------|--------------------|-----------------------|
| Middle Size 13/16"-28 UNS | Receptacle | Snap-in with Latch | CAP-WAC 5 RMA1 |
| | Overmolded with Cable | Snap-in with Latch | |
| | Field Installable | Snap-in with Latch | |
| Large Size 1"-20UNS | Receptacle | Snap-in with Latch | CAP-WAD 5 RMA1 |
| | Overmolded with Cable | Snap-in with Latch | |
| | Field Installable | Snap-in with Latch | |

∟ Contacts & Tools

Contact



20A



10A



5A

Product Details:

5 Choose Package:

20A: **(01)** 1,000pcs/Reel

(02) 500pcs/Bulk

(03) 100pcs/Bulk

10A: **(01)** 2,000pcs/Reel

(02) 500pcs/Bulk

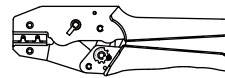
(03) 100pcs/Bulk

5A: **(01)** 3,500pcs/Reel

(02) 500pcs/Bulk

(03) 100pcs/Bulk

Crimp Tool



Extraction Tool



| For Contacts Size | Contact Gender | Contact | Crimp Tool | Extraction Tool |
|-------------------|----------------|-----------------------|------------|-----------------|
| 20A | Male | SAM12C - 5 G03 | CTL-121401 | PET-121401 |
| | Female | SAF12C - 5 G03 | | |
| 10A | Male | SAM16B - 5 G03 | CTL-161801 | PET-161801 |
| | Female | SAF16B - 5 G03 | | |
| 5A | Male | SAM20D - 5 G03 | CTL-202401 | PET-202401 |
| | Female | SAF20D - 5 G03 | | |

Amphenol LTW Technology Co., Ltd.

5F-3, No.51, Sec.4, Zhongyang Rd., Tucheng Dist., New Taipei City 236, Taiwan
Telephone: +886-2-77416888 Fax: +886-2-77416999
www.amphenolltw.com

Kunshan Factory

No. 62, DaTong Road, Development Zone, Kunshan City, JiangSu Province, 215333 China
Telephone: +86-512-5761-0501
Fax: : +86-512-5761-0515

For further information, please contact :

Sales & Marketing Department | Email : sales@ltw-tech.com