

10

9

8

7

6

5

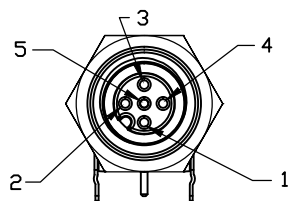
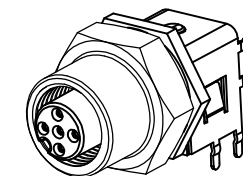
4

3

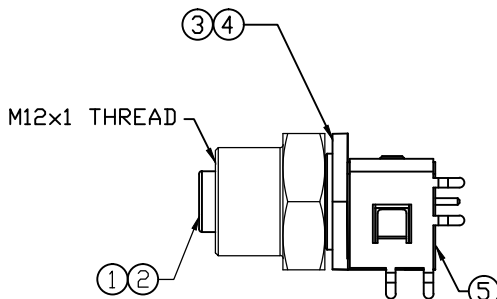
2

1

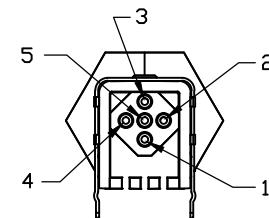
| MATERIAL NUMBER | PIN CONFIGURATION | QUANTITY PER PACK |
|-----------------|-------------------|-------------------|
| 848649005       | STRAIGHT          | 35 PIECES         |
| 848649006       | 90 DEGREE         | 35 PIECES         |



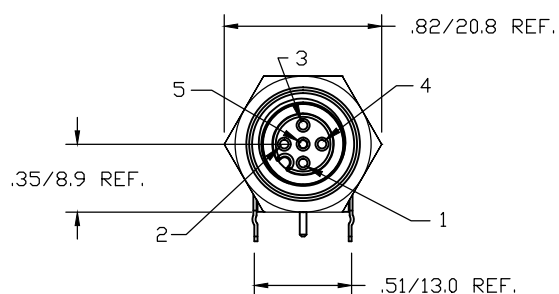
FACE VIEW  
(STRAIGHT)



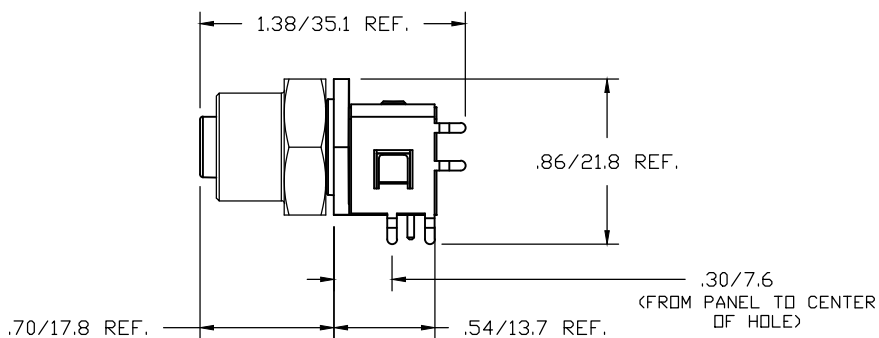
STRAIGHT PIN CONFIGURATION



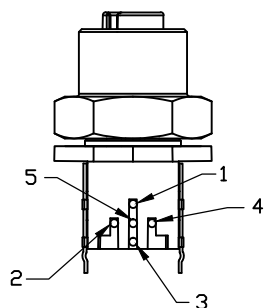
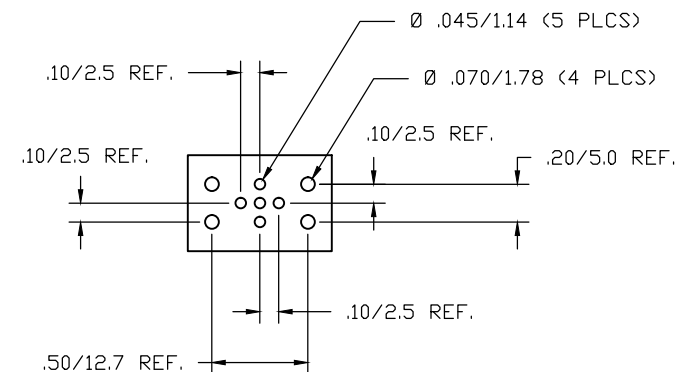
BACK VIEW  
(STRAIGHT)



FACE VIEW  
( 90° CONFIG. )



90° PIN CONFIGURATION



BOTTOM VIEW  
( 90° CONFIG. )

|                       |               |
|-----------------------|---------------|
| VOLTAGE RATING        | 250 VAC/VDC   |
| AMPERAGE RATING       | 4 AMPS        |
| PROTECTION            | IP67          |
| OPERATING TEMPERATURE | -20°C TO 80°C |
| PANEL HOLE CUT SIZE   | Ø .51/12.9    |

| ITEM | COMPONENT        | MATERIAL     | FINISH           |
|------|------------------|--------------|------------------|
| 1    | INSERT           | NYLON        | BLACK            |
| 2    | CONTACT PIN      | COPPER ALLOY | GOLD OVER NICKEL |
| 3    | O-RING           | VITON        |                  |
| 4    | RECEPTACLE SHELL | DELRIN       | BLACK            |
| 5    | BRACKET          | STEEL        | TIN PLATED       |

UPDATE DIM AND VIEWS  
EC NO: WEU2011-0651  
DRWN: VOU 2011/06/27  
CHKD: BWOODMAN  
APPR: JFMURPHY 2011/08/13

| QUALITY SYMBOLS |
|-----------------|
| ▽=0             |
| ∇=0             |

|  | GENERAL TOLERANCES (UNLESS SPECIFIED) |       |
|--|---------------------------------------|-------|
|  | mm                                    | INCH  |
| 4 PLACES   | ±--                                   | ±---  |
| 3 PLACES   | ±--                                   | ±.005 |
| 2 PLACES   | ±--                                   | ±.01  |
| 1 PLACE  | ±0.3                                  | ±.02  |
| ANGULAR ±1/2°  |                                       |       |
| DRAFT WHERE APPLICABLE MUST REMAIN WITHIN DIMENSIONS |                                       |       |

| DIMENSION STYLE |            |
|-----------------|------------|
| IN/MM           |            |
| DRAWN BY        | DATE       |
| BW              | 2009/08/26 |
| CHECKED BY      | DATE       |
| JMACNEIL        | 2007/10/10 |
| APPROVED BY     | DATE       |
| JFMURPHY        | 2011/08/13 |
| MATERIAL NO.    |            |
| SEE CHART       |            |
| SIZE            |            |
| B               |            |

| SCALE   | DESIGN UNITS | THIRD ANGLE PROJECTION |  |
|---|--------------|------------------------|--|
| 1:1   | INCH         |                        |  |
| TITLE   |              |                        |  |
| M12 PCB MOUNT FEMALE 5 POLE RECEPTACLE  |              |                        |  |
| -----   |              |                        |  |
| molex   |              | MOLEX INCORPORATED     |  |
| DOCUMENT NO.  |              | SD-84864-006           |  |
| SHEET NO.   |              | 1 OF 1                 |  |
| THIS DRAWING CONTAINS INFORMATION THAT IS PROPRIETARY TO MOLEX INCORPORATED AND SHOULD NOT BE USED WITHOUT WRITTEN PERMISSION |              |                        |  |

10

9

8

7

6

5

4

3

2

1